

6.1 Concepts Review

1. $\int_1^{x^2} \frac{1}{t} dt; (0, \infty); (-\infty, \infty)$

2. $\frac{1}{x}$

3. $\frac{1}{x}; \ln|x| + C$

4. $\ln x + \ln y; \ln x - \ln y; r \ln x$

Problem Set 6.1

1. a. $\ln 6 = \ln(2 \cdot 3) = \ln 2 + \ln 3$
 $= 0.693 + 1.099 = 1.792$

b. $\ln 1.5 = \ln\left(\frac{3}{2}\right) = \ln 3 - \ln 2 = 0.406$

c. $\ln 81 = \ln 3^4 = 4 \ln 3 = 4(1.099) = 4.396$

d. $\ln \sqrt{2} = \ln 2^{1/2} = \frac{1}{2} \ln 2 = \frac{1}{2}(0.693) = 0.3465$

e. $\ln\left(\frac{1}{36}\right) = -\ln 36 = -\ln(2^2 \cdot 3^2)$
 $= -2 \ln 2 - 2 \ln 3 = -3.584$

f. $\ln 48 = \ln(2^4 \cdot 3) = 4 \ln 2 + \ln 3 = 3.871$

2. a. 1.792

b. 0.405

c. 4.394

d. 0.3466

e. -3.584

f. 3.871

3. $D_x \ln(x^2 + 3x + \pi)$
 $= \frac{1}{x^2 + 3x + \pi} \cdot D_x(x^2 + 3x + \pi) = \frac{2x + 3}{x^2 + 3x + \pi}$

4. $D_x \ln(3x^3 + 2x) = \frac{1}{3x^3 + 2x} D_x(3x^3 + 2x)$
 $= \frac{9x^2 + 2}{3x^3 + 2x}$

5. $D_x \ln(x-4)^3 = D_x 3 \ln(x-4)$
 $= 3 \cdot \frac{1}{x-4} D_x(x-4) = \frac{3}{x-4}$

6. $D_x \ln \sqrt{3x-2} = D_x \frac{1}{2} \ln(3x-2)$
 $= \frac{1}{2} \cdot \frac{1}{3x-2} D_x(3x-2) = \frac{3}{2(3x-2)}$

7. $\frac{dy}{dx} = 3 \cdot \frac{1}{x} = \frac{3}{x}$

8. $\frac{dy}{dx} = x^2 \cdot \frac{1}{x} + 2x \cdot \ln x = x(1 + 2 \ln x)$

9. $z = x^2 \ln x^2 + (\ln x)^3 = x^2 \cdot 2 \ln x + (\ln x)^3$
 $\frac{dz}{dx} = x^2 \cdot \frac{2}{x} + 2x \cdot 2 \ln x + 3(\ln x)^2 \cdot \frac{1}{x}$
 $= 2x + 4x \ln x + \frac{3}{x} (\ln x)^2$

10. $r = \frac{\ln x}{x^2 \ln x^2} + \left(\ln \frac{1}{x}\right)^3 = \frac{\ln x}{x^2 \cdot 2 \ln x}$
 $= \frac{1}{2} x^{-2} - (\ln x)^3$
 $\frac{dr}{dx} = \frac{-2}{2} x^{-3} - 3(\ln x)^2 \cdot \frac{1}{x} = -\frac{1}{x^3} - \frac{3(\ln x)^2}{x}$

11. $g'(x) = \frac{1}{x + \sqrt{x^2 + 1}} \left[1 + \frac{1}{2} (x^2 + 1)^{-1/2} \cdot 2x \right]$
 $= \frac{1}{\sqrt{x^2 + 1}}$

12. $h'(x) = \frac{1}{x + \sqrt{x^2 - 1}} \left[1 + \frac{1}{2} (x^2 - 1)^{-1/2} \cdot 2x \right]$
 $= \frac{1}{\sqrt{x^2 - 1}}$

13. $f(x) = \ln \sqrt[3]{x} = \frac{1}{3} \ln x$
 $f'(x) = \frac{1}{3} \cdot \frac{1}{x} = \frac{1}{3x}$
 $f'(81) = \frac{1}{3 \cdot 81} = \frac{1}{243}$

14. $f'(x) = \frac{1}{\cos x} (-\sin x) = -\tan x$
 $f'\left(\frac{\pi}{4}\right) = -\tan\left(\frac{\pi}{4}\right) = -1.$

15. Let $u = 2x + 1$ so $du = 2 dx$.

$$\begin{aligned}\int \frac{1}{2x+1} dx &= \frac{1}{2} \int \frac{1}{u} du \\ &= \frac{1}{2} \ln|u| + C = \frac{1}{2} \ln|2x+1| + C\end{aligned}$$

16. Let $u = 1 - 2x$ so $du = -2dx$.

$$\begin{aligned}\int \frac{1}{1-2x} dx &= -\frac{1}{2} \int \frac{1}{u} du \\ &= -\frac{1}{2} \ln|u| + C = -\frac{1}{2} \ln|1-2x| + C\end{aligned}$$

17. Let $u = 3v^2 + 9v$ so $du = 6v + 9$.

$$\begin{aligned}\int \frac{6v+9}{3v^2+9v} dv &= \int \frac{1}{u} du = \ln|u| + C \\ &= \ln|3v^2 + 9v| + C\end{aligned}$$

18. Let $u = 2z^2 + 8$ so $du = 4z dz$.

$$\begin{aligned}\int \frac{z}{2z^2+8} dz &= \frac{1}{4} \int \frac{1}{u} du \\ &= \frac{1}{4} \ln|u| + C = \frac{1}{4} \ln(2z^2 + 8) + C\end{aligned}$$

19. Let $u = \ln x$ so $du = \frac{1}{x} dx$

$$\begin{aligned}\int \frac{2 \ln x}{x} dx &= 2 \int u du \\ &= u^2 + C = (\ln x)^2 + C\end{aligned}$$

20. Let $u = \ln x$, so $du = \frac{1}{x} dx$.

$$\begin{aligned}\int \frac{-1}{x(\ln x)^2} dx &= -\int u^{-2} du \\ &= \frac{1}{u} + C = \frac{1}{\ln x} + C\end{aligned}$$

21. Let $u = 2x^5 + \pi$ so $du = 10x^4 dx$.

$$\begin{aligned}\int \frac{x^4}{2x^5 + \pi} dx &= \frac{1}{10} \int \frac{1}{u} du \\ &= \frac{1}{10} \ln|u| + C = \frac{1}{10} \ln|2x^5 + \pi| + C \\ \int_0^3 \frac{x^4}{2x^5 + \pi} dx &= \left[\frac{1}{10} \ln|2x^5 + \pi| \right]_0^3 \\ &= \frac{1}{10} [\ln(486 + \pi) - \ln \pi] = \ln 10 \sqrt{\frac{486 + \pi}{\pi}} \approx 0.5048\end{aligned}$$

22. Let $u = 2t^2 + 4t + 3$ so $du = (4t + 4)dt$.

$$\begin{aligned}\int \frac{t+1}{2t^2+4t+3} dt &= \frac{1}{4} \int \frac{1}{u} du \\ &= \frac{1}{4} \ln|u| + C = \frac{1}{4} \ln|2t^2 + 4t + 3| + C \\ \int_0^1 \frac{t+1}{2t^2+4t+3} dt &= \left[\frac{1}{4} \ln|2t^2 + 4t + 3| \right]_0^1 \\ &= \frac{1}{4} \ln 9 - \frac{1}{4} \ln 3 = \ln \sqrt[4]{\frac{9}{3}} = \ln \sqrt[4]{3} = \frac{1}{4} \ln 3\end{aligned}$$

23. By long division, $\frac{x^2}{x-1} = x + 1 + \frac{1}{x-1}$

$$\begin{aligned}\text{so } \int \frac{x^2}{x-1} dx &= \int x dx + \int 1 dx + \int \frac{1}{x-1} dx \\ &= \frac{x^2}{2} + x + \ln|x-1| + C\end{aligned}$$

24. By long division, $\frac{x^2+x}{2x-1} = \frac{x}{2} + \frac{3}{4} + \frac{3}{4(2x-1)}$ so

$$\begin{aligned}\int \frac{x^2+x}{2x-1} dx &= \int \frac{x}{2} dx + \int \frac{3}{4} dx + \int \frac{3}{4(2x-1)} dx \\ &= \frac{x^2}{4} + \frac{3}{4}x + \frac{3}{4} \int \frac{1}{2x-1} dx\end{aligned}$$

Let $u = 2x - 1$; then $du = 2dx$. Hence

$$\begin{aligned}\int \frac{1}{2x-1} dx &= \frac{1}{2} \int \frac{1}{u} du = \frac{1}{2} \ln|u| + C \\ &= \frac{1}{2} \ln|2x-1| + C\end{aligned}$$

$$\text{and } \int \frac{x^2+x}{2x-1} dx = \frac{x^2}{4} + \frac{3}{4}x + \frac{3}{8} \ln|2x-1| + C$$

25. By long division,

$$\frac{x^4}{x+4} = x^3 - 4x^2 + 16x - 64 + \frac{256}{x+4} \quad \text{so}$$

$$\begin{aligned}\int \frac{x^4}{x+4} dx &= \int x^3 dx - \int 4x^2 dx + \int 16x dx - \int 64 dx + 256 \int \frac{1}{x+4} dx \\ &= \frac{x^4}{4} - \frac{4x^3}{3} + 8x^2 - 64x + 256 \ln|x+4| + C\end{aligned}$$

26. By long division, $\frac{x^3+x^2}{x+2} = x^2 - x + 2 - \frac{4}{x+2}$ so

$$\begin{aligned}\int \frac{x^3+x^2}{x+2} dx &= \int x^2 dx - \int x dx + \int 2 dx - 4 \int \frac{1}{x+2} dx \\ &= \frac{x^3}{3} - \frac{x^2}{2} + 2x - 4 \ln|x+2| + C\end{aligned}$$

$$27. \quad 2 \ln(x+1) - \ln x = \ln(x+1)^2 - \ln x = \ln \frac{(x+1)^2}{x}$$

$$28. \quad \frac{1}{2} \ln(x-9) + \frac{1}{2} \ln x = \ln \sqrt{x-9} - \ln \sqrt{x}$$

$$= \ln \frac{\sqrt{x-9}}{\sqrt{x}} = \ln \sqrt{\frac{x-9}{x}}$$

$$29. \quad \ln(x-2) - \ln(x+2) + 2 \ln x$$

$$= \ln(x-2) - \ln(x+2) + \ln x^2 = \ln \frac{x^2(x-2)}{x+2}$$

$$30. \quad \ln(x^2-9) - 2 \ln(x-3) - \ln(x+3)$$

$$= \ln(x^2-9) - \ln(x-3)^2 - \ln(x+3)$$

$$= \ln \frac{x^2-9}{(x-3)^2(x+3)} = \ln \frac{1}{x-3}$$

$$32. \quad \ln y = \ln(x^2+3x) + \ln(x-2) + \ln(x^2+1)$$

$$\frac{1}{y} \frac{dy}{dx} = \frac{2x+3}{x^2+3x} + \frac{1}{x-2} + \frac{2x}{x^2+1}$$

$$\frac{dy}{dx} = (x^2+3x)(x-2)(x^2+1) \left(\frac{2x+3}{x^2+3x} + \frac{1}{x-2} + \frac{2x}{x^2+1} \right) = 5x^4 + 4x^3 - 15x^2 + 2x - 6$$

$$33. \quad \ln y = \frac{1}{2} \ln(x+13) - \ln(x-4) - \frac{1}{3} \ln(2x+1)$$

$$\frac{1}{y} \frac{dy}{dx} = \frac{1}{2(x+13)} - \frac{1}{x-4} - \frac{2}{3(2x+1)}$$

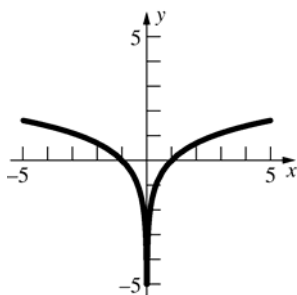
$$\frac{dy}{dx} = \frac{\sqrt{x+13}}{(x-4)\sqrt[3]{2x+1}} \left[\frac{1}{2(x+13)} - \frac{1}{x-4} - \frac{2}{3(2x+1)} \right] = -\frac{10x^2 + 219x - 118}{6(x-4)^2(x+13)^{1/2}(2x+1)^{4/3}}$$

$$34. \quad \ln y = \frac{2}{3} \ln(x^2+3) + 2 \ln(3x+2) - \frac{1}{2} \ln(x+1)$$

$$\frac{1}{y} \frac{dy}{dx} = \frac{2}{3} \cdot \frac{2x}{x^2+3} + \frac{2 \cdot 3}{3x+2} - \frac{1}{2(x+1)}$$

$$\frac{dy}{dx} = \frac{(x^2+3)^{2/3}(3x+2)^2}{\sqrt{x+1}} \left[\frac{4x}{3(x^2+3)} + \frac{6}{3x+2} - \frac{1}{2(x+1)} \right] = \frac{(3x+2)(51x^3 + 70x^2 + 97x + 90)}{6(x^2+3)^{1/3}(x+1)^{3/2}}$$

35.



$y = \ln x$ is reflected across the y -axis.

$$31. \quad \ln y = \ln(x+11) - \frac{1}{2} \ln(x^3-4)$$

$$\frac{1}{y} \frac{dy}{dx} = \frac{1}{x+11} \cdot 1 - \frac{1}{2} \cdot \frac{1}{x^3-4} \cdot 3x^2$$

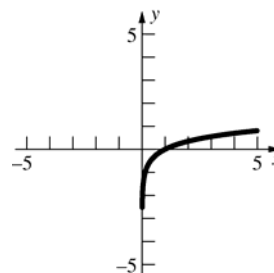
$$= \frac{1}{x+11} - \frac{3x^2}{2(x^3-4)}$$

$$\frac{dy}{dx} = y \cdot \left[\frac{1}{x+11} - \frac{3x^2}{2(x^3-4)} \right]$$

$$= \frac{x+11}{\sqrt{x^3-4}} \left[\frac{1}{x+11} - \frac{3x^2}{2(x^3-4)} \right]$$

$$= -\frac{x^3 + 33x^2 + 8}{2(x^3-4)^{3/2}}$$

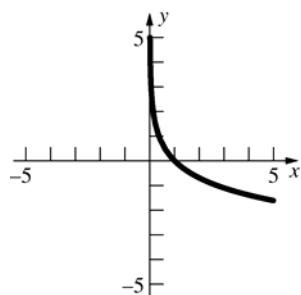
36.



The y -values of $y = \ln x$ are multiplied by $\frac{1}{2}$,

since $\ln \sqrt{x} = \frac{1}{2} \ln x$.

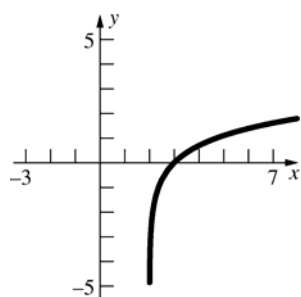
37.



$y = \ln x$ is reflected across the x -axis since

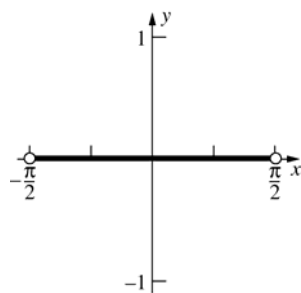
$$\ln\left(\frac{1}{x}\right) = -\ln x.$$

38.



$y = \ln x$ is shifted two units to the right.

39.



$$y = \ln \cos x + \ln \sec x$$

$$= \ln \cos x + \ln \frac{1}{\cos x}$$

$$= \ln \cos x - \ln \cos x = 0 \text{ on } \left(-\frac{\pi}{2}, \frac{\pi}{2}\right)$$

40. Since \ln is continuous,

$$\lim_{x \rightarrow 0} \ln \frac{\sin x}{x} = \ln \lim_{x \rightarrow 0} \frac{\sin x}{x} = \ln 1 = 0$$

41. The domain is $(0, \infty)$.

$$f'(x) = 4x \ln x + 2x^2 \left(\frac{1}{x}\right) - 2x = 4x \ln x$$

$$f'(x) = 0 \text{ if } \ln x = 0, \text{ or } x = 1.$$

$$f'(x) < 0 \text{ for } x < 1 \text{ and } f'(x) > 0 \text{ for } x > 1$$

so $f(1) = -1$ is a minimum.

42. Let $r(x)$ = rate of transmission

$$= kx^2 \ln \frac{1}{x} = -kx^2 \ln x.$$

$$r'(x) = -2kx \ln x - kx^2 \left(\frac{1}{x}\right) = -kx(2 \ln x + 1)$$

$$r'(x) = 0 \text{ if } \ln x = -\frac{1}{2}, \text{ or } -\ln x = \frac{1}{2}, \text{ so}$$

$$\ln \frac{1}{x} = \frac{1}{2}.$$

$$\ln 1.65 \approx \frac{1}{2}, \text{ so } x \approx \frac{1}{1.65} \approx 0.606.$$

$$r''(x) = -k(2 \ln x + 1) - kx \left(2 \cdot \frac{1}{x}\right) = -k(2 \ln x + 3)$$

$r''(0.606) \approx -2k < 0$ since $k > 0$, so $x \approx 0.606$ gives the maximum rate of transmission.

43. $\ln 4 > 1$

$$\text{so } \ln 4^m = m \ln 4 > m \cdot 1 = m$$

$$\text{Thus } x > 4^m \Rightarrow \ln x > m$$

$$\text{so } \lim_{x \rightarrow \infty} \ln x = \infty$$

44. Let $z = \frac{1}{x}$ so $z \rightarrow \infty$ as $x \rightarrow 0^+$

$$\text{Then } \lim_{x \rightarrow 0^+} \ln x = \lim_{z \rightarrow \infty} \ln \left(\frac{1}{z}\right) = \lim_{z \rightarrow \infty} (-\ln z)$$

$$= -\lim_{z \rightarrow \infty} \ln z = -\infty$$

45. $\int_{1/3}^x \frac{1}{t} dt = 2 \int_1^{x/2} \frac{1}{t} dt$

$$\int_{1/3}^1 \frac{1}{t} dt + \int_1^{x/2} \frac{1}{t} dt = 2 \int_1^{x/2} \frac{1}{t} dt$$

$$\int_{1/3}^1 \frac{1}{t} dt = \int_1^{x/2} \frac{1}{t} dt$$

$$-\int_1^{1/3} \frac{1}{t} dt = \int_1^{x/2} \frac{1}{t} dt$$

$$-\ln \frac{1}{3} = \ln x$$

$$\ln 3 = \ln x$$

$$x = 3$$

46. a. $\frac{1}{t} < \frac{1}{\sqrt{t}}$ for $t > 1$,

$$\text{so } \ln x = \int_1^x \frac{1}{t} dt < \int_1^x \frac{1}{\sqrt{t}} dt = \int_1^x t^{-1/2} dt$$

$$= \left[2\sqrt{t}\right]_1^x = 2(\sqrt{x} - 1)$$

$$\text{so } \ln x < 2(\sqrt{x} - 1)$$

b. If $x > 1$, $0 < \ln x < 2(\sqrt{x} - 1)$,

$$\text{so } 0 < \frac{\ln x}{x} < \frac{2(\sqrt{x} - 1)}{x}.$$

$$\text{Hence } 0 \leq \lim_{x \rightarrow \infty} \frac{\ln x}{x} \leq \lim_{x \rightarrow \infty} \frac{2(\sqrt{x} - 1)}{x} = 0$$

$$\text{and } \lim_{x \rightarrow \infty} \frac{\ln x}{x} = 0.$$

$$\begin{aligned} 47. \quad \lim_{n \rightarrow \infty} \left[\frac{1}{n+1} + \frac{1}{n+2} + \cdots + \frac{1}{2n} \right] \\ = \lim_{n \rightarrow \infty} \left[\frac{1}{1+\frac{1}{n}} + \frac{1}{1+\frac{2}{n}} + \cdots + \frac{1}{1+\frac{n}{n}} \right] \cdot \frac{1}{n} \\ = \lim_{n \rightarrow \infty} \sum_{i=1}^n \left(\frac{1}{1+\frac{i}{n}} \right) \cdot \frac{1}{n} = \int_1^2 \frac{1}{x} dx = \ln 2 \approx 0.693 \end{aligned}$$

$$48. \quad \frac{1,000,000}{\ln 1,000,000} \approx 72,382$$

$$\begin{aligned} 49. \quad \text{a. } f(x) &= \ln \left(\frac{ax-b}{ax+b} \right)^c = c \ln \left(\frac{ax-b}{ax+b} \right) \\ &= \frac{a^2 - b^2}{2ab} [\ln(ax-b) - \ln(ax+b)] \\ f'(x) &= \frac{a^2 - b^2}{2ab} \left[\frac{a}{ax-b} - \frac{a}{ax+b} \right] \\ &= \frac{a^2 - b^2}{2ab} \left[\frac{2ab}{(ax-b)(ax+b)} \right] = \frac{a^2 - b^2}{a^2 x^2 - b^2} \\ f'(1) &= \frac{a^2 - b^2}{a^2 - b^2} = 1 \end{aligned}$$

$$\begin{aligned} \text{b. } f'(x) &= \cos^2 u \cdot \frac{du}{dx} \\ &= \cos^2 [\ln(x^2 + x - 1)] \cdot \frac{2x+1}{x^2 + x - 1} \\ f'(1) &= \cos^2 [\ln(1^2 + 1 - 1)] \cdot \frac{2 \cdot 1 + 1}{1^2 + 1 - 1} \\ &= 3 \cos^2(0) = 3 \end{aligned}$$

50. From Ex 9,

$$\begin{aligned} \int_0^{\pi/3} \tan x dx &= [-\ln |\cos x|]_0^{\pi/3} \\ &= \ln |\cos 0| - \ln |\cos \pi/3| \\ &= \ln(1) - \ln(0.5) = \ln \left(\frac{1}{0.5} \right) \\ &= \ln 2 \approx 0.69315 \end{aligned}$$

51. From Ex 10,

$$\begin{aligned} \int_{\pi/4}^{\pi/3} \sec x \csc x dx &= [-\ln |\cos x| + \ln |\sin x|]_{\pi/4}^{\pi/3} \\ &= [\ln |\tan x|]_{\pi/4}^{\pi/3} = \ln |\tan \pi/3| - \ln |\tan \pi/4| \\ &= \ln(\sqrt{3}) - \ln 1 = 0.5493 - 0 = 0.5493 \end{aligned}$$

52. Let $u = 1 + \sin x$; then $du = \cos x dx$ so that

$$\begin{aligned} \int \frac{\cos x}{1 + \sin x} dx &= \int \frac{1}{u} du = \ln |u| + C \\ &= \ln |1 + \sin x| + C = \ln(1 + \sin x) + C \\ (\text{since } 1 + \sin x \geq 0 \text{ for all } x). \end{aligned}$$

$$53. \quad V = 2\pi \int_1^4 xf(x) dx = \int_1^4 \frac{2\pi x}{x^2 + 4} dx$$

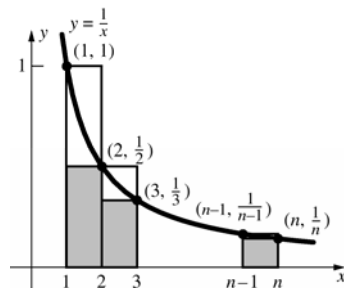
Let $u = x^2 + 4$ so $du = 2x dx$.

$$\begin{aligned} \int \frac{2\pi x}{x^2 + 4} dx &= \pi \int \frac{1}{u} du = \pi \ln |u| + C \\ &= \pi \ln |x^2 + 4| + C \end{aligned}$$

$$\begin{aligned} \int_1^4 \frac{2\pi x}{x^2 + 4} dx &= [\pi \ln |x^2 + 4|]_1^4 \\ &= \pi \ln 20 - \pi \ln 5 = \pi \ln 4 \approx 4.355 \end{aligned}$$

$$\begin{aligned} 54. \quad y &= \frac{x^2}{4} - \ln \sqrt{x} = \frac{x^2}{4} - \frac{1}{2} \ln x \\ \frac{dy}{dx} &= \frac{2x}{4} - \frac{1}{2} \cdot \frac{1}{x} = \frac{x}{2} - \frac{1}{2x} \\ L &= \int_1^2 \sqrt{1 + \left(\frac{dy}{dx} \right)^2} dx = \int_1^2 \sqrt{1 + \left(\frac{x}{2} - \frac{1}{2x} \right)^2} dx \\ &= \int_1^2 \sqrt{\left(\frac{x}{2} + \frac{1}{2x} \right)^2} dx = \int_1^2 \left(\frac{x}{2} + \frac{1}{2x} \right) dx \\ &= \frac{1}{2} \left[\frac{x^2}{2} + \ln |x| \right]_1^2 = \frac{1}{2} \left[2 + \ln 2 - \left(\frac{1}{2} + \ln 1 \right) \right] \\ &= \frac{3}{4} + \frac{1}{2} \ln 2 \approx 1.097 \end{aligned}$$

55.



$$\frac{1}{2} + \frac{1}{3} + \cdots + \frac{1}{n} = \text{the lower approximate area}$$

$$1 + \frac{1}{2} + \cdots + \frac{1}{n-1} = \text{the upper approximate area}$$

$\ln n$ = the exact area under the curve

Thus,

$$\frac{1}{2} + \frac{1}{3} + \cdots + \frac{1}{n} < \ln n < 1 + \frac{1}{2} + \frac{1}{3} + \cdots + \frac{1}{n-1}$$

$$56. \frac{\ln y - \ln x}{y - x} = \frac{\int_1^y \frac{1}{t} dt - \int_1^x \frac{1}{t} dt}{y - x} = \frac{\int_x^y \frac{1}{t} dt}{y - x}$$

= the average value of $\frac{1}{t}$ on $[x, y]$.

Since $\frac{1}{t}$ is decreasing on the interval $[x, y]$, the average value is between the minimum value of $\frac{1}{y}$ and the maximum value of $\frac{1}{x}$.

$$57. \text{ a. } f'(x) = \frac{1}{1.5 + \sin x} \cdot \cos x = \frac{\cos x}{1.5 + \sin x}$$

$$f'(x) = 0 \text{ when } \cos x = 0.$$

$$\text{Critical points: } 0, \frac{\pi}{2}, \frac{3\pi}{2}, \frac{5\pi}{2}, 3\pi$$

$$f(0) \approx 0.405,$$

$$f\left(\frac{\pi}{2}\right) \approx 0.916, f\left(\frac{3\pi}{2}\right) \approx -0.693,$$

$$f\left(\frac{5\pi}{2}\right) \approx 0.916, f(3\pi) \approx 0.405.$$

On $[0, 3\pi]$, the maximum value points are

$$\left(\frac{\pi}{2}, 0.916\right), \left(\frac{5\pi}{2}, 0.916\right) \text{ and the minimum}$$

$$\text{value point is } \left(\frac{3\pi}{2}, -0.693\right).$$

$$\text{b. } f''(x) = -\frac{1 + 1.5 \sin x}{(1.5 + \sin x)^2}$$

On $[0, 3\pi]$, $f''(x) = 0$ when $x \approx 3.871$, 5.553.

Inflection points are $(3.871, -0.182)$, $(5.553, -0.182)$.

$$\text{c. } \int_0^{3\pi} \ln(1.5 + \sin x) dx \approx 4.042$$

$$58. \text{ a. } f'(x) = -\frac{\sin(\ln x)}{x}$$

On $[0.1, 20]$, $f'(x) = 0$ when $x = 1$.

Critical points: 0.1, 1, 20

$$f(0.1) \approx -0.668, f(1) = 1, f(20) \approx -0.989$$

On $[0.1, 20]$, the maximum value point is $(1, 1)$ and minimum value point is $(20, -0.989)$.

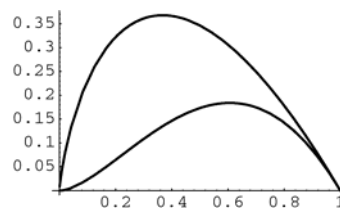
$$\text{b. On } [0.01, 0.1], f'(x) = 0 \text{ when } x \approx 0.043.$$

$$f(0.01) \approx -0.107, f(0.043) \approx -1$$

On $[0.01, 20]$, the maximum value point is $(1, 1)$ and the minimum value point is $(0.043, -1)$.

$$\text{c. } \int_{0.1}^{20} \cos(\ln x) dx \approx -8.37$$

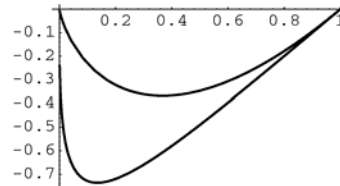
59.



$$\text{a. } \int_0^1 \left[x \ln\left(\frac{1}{x}\right) - x^2 \ln\left(\frac{1}{x}\right) \right] dx = \frac{5}{36} \approx 0.139$$

$$\text{b. Maximum of } \approx 0.260 \text{ at } x \approx 0.236$$

60.



$$\text{a. } \int_0^1 [x \ln x - \sqrt{x} \ln x] dx = \frac{7}{36} \approx 0.194$$

$$\text{b. Maximum of } \approx 0.521 \text{ at } x \approx 0.0555$$

6.2 Concepts Review

- $f(x_1) \neq f(x_2)$
- $x; f^{-1}(y)$
- monotonic; strictly increasing; strictly decreasing
- $(f^{-1})'(y) = \frac{1}{f'(x)}$

Problem Set 6.2

- $f(x)$ is one-to-one, so it has an inverse.
Since $f(4) = 2$, $f^{-1}(2) = 4$.
- $f(x)$ is one-to-one, so it has an inverse.
Since $f(1) = 2$, $f^{-1}(2) = 1$.
- $f(x)$ is not one-to-one, so it does not have an inverse.
- $f(x)$ is not one-to-one, so it does not have an inverse.
- $f(x)$ is one-to-one, so it has an inverse.
Since $f(-1.3) \approx 2$, $f^{-1}(2) \approx -1.3$.
- $f(x)$ is one-to-one, so it has an inverse. Since $f\left(\frac{1}{2}\right) = 2$, $f^{-1}(2) = \frac{1}{2}$.
- $f'(x) = -5x^4 - 3x^2 = -(5x^4 + 3x^2) < 0$ for all $x \neq 0$. $f(x)$ is strictly decreasing at $x = 0$ because $f(x) > 0$ for $x < 0$ and $f(x) < 0$ for $x > 0$. Therefore $f(x)$ is strictly decreasing for x and so it has an inverse.
- $f'(x) = 7x^6 + 5x^4 > 0$ for all $x \neq 0$.
 $f(x)$ is strictly increasing at $x = 0$ because $f(x) > 0$ for $x > 0$ and $f(x) < 0$ for $x < 0$. Therefore $f(x)$ is strictly increasing for all x and so it has an inverse.
- $f'(\theta) = -\sin \theta < 0$ for $0 < \theta < \pi$
 $f(\theta)$ is decreasing at $\theta = 0$ because $f(0) = 1$ and $f(\theta) < 1$ for $0 < \theta < \pi$. $f(\theta)$ is decreasing at $\theta = \pi$ because $f(\pi) = -1$ and $f(\theta) > -1$ for $0 < \theta < \pi$. Therefore $f(\theta)$ is strictly decreasing on $0 \leq \theta \leq \pi$ and so it has an inverse.
- $f'(x) = -\csc^2 x < 0$ for $0 < x < \frac{\pi}{2}$
 $f(x)$ is decreasing on $0 < x < \frac{\pi}{2}$ and so it has an inverse.

- $f'(z) = 2(z-1) > 0$ for $z > 1$
 $f(z)$ is increasing at $z = 1$ because $f(1) = 0$ and $f(z) > 0$ for $z > 1$. Therefore, $f(z)$ is strictly increasing on $z \geq 1$ and so it has an inverse.
- $f'(x) = 2x + 1 > 0$ for $x \geq 2$. $f(x)$ is strictly increasing on $x \geq 2$ and so it has an inverse.
- $f'(x) = \sqrt{x^4 + x^2 + 10} > 0$ for all real x . $f(x)$ is strictly increasing and so it has an inverse.
- $f(r) = \int_r^1 \cos^4 t dt = -\int_1^r \cos^4 t dt$
 $f'(r) = -\cos^4 r < 0$ for all $r \neq k\pi + \frac{\pi}{2}$, k any integer.
 $f(r)$ is decreasing at $r = k\pi + \frac{\pi}{2}$ since $f'(r) < 0$ on the deleted neighborhood $\left(k\pi + \frac{\pi}{2} - \varepsilon, k\pi + \frac{\pi}{2} + \varepsilon\right)$. Therefore, $f(r)$ is strictly decreasing for all r and so it has an inverse.
- Step 1:
 $y = x + 1$
 $x = y - 1$
Step 2: $f^{-1}(y) = y - 1$
Step 3: $f^{-1}(x) = x - 1$
Check:
 $f^{-1}(f(x)) = (x + 1) - 1 = x$
 $f(f^{-1}(x)) = (x - 1) + 1 = x$
- Step 1:
 $y = -\frac{x}{3} + 1$
 $-\frac{x}{3} = y - 1$
 $x = -3(y - 1) = 3 - 3y$
Step 2: $f^{-1}(y) = 3 - 3y$
Step 3: $f^{-1}(x) = 3 - 3x$
Check:
 $f^{-1}(f(x)) = 3 - 3\left(-\frac{x}{3} + 1\right) = 3 + (x - 3) = x$
 $f(f^{-1}(x)) = \frac{-(3 - 3x)}{3} + 1 = (-1 + x) + 1 = x$

17. Step 1:

$$y = \sqrt{x+1} \text{ (note that } y \geq 0 \text{)}$$

$$x+1 = y^2$$

$$x = y^2 - 1, y \geq 0$$

$$\text{Step 2: } f^{-1}(y) = y^2 - 1, y \geq 0$$

$$\text{Step 3: } f^{-1}(x) = x^2 - 1, x \geq 0$$

Check:

$$f^{-1}(f(x)) = (\sqrt{x+1})^2 - 1 = (x+1) - 1 = x$$

$$f(f^{-1}(x)) = \sqrt{(x^2 - 1) + 1} = \sqrt{x^2} = |x| = x$$

18. Step 1:

$$y = -\sqrt{1-x} \text{ (note that } y \leq 0 \text{)}$$

$$\sqrt{1-x} = -y$$

$$1-x = (-y)^2 = y^2$$

$$x = 1 - y^2, y \leq 0$$

$$\text{Step 2: } f^{-1}(y) = 1 - y^2, y \leq 0$$

$$\text{Step 3: } f^{-1}(x) = 1 - x^2, x \leq 0$$

Check:

$$f^{-1}(f(x)) = 1 - (-\sqrt{1-x})^2 = 1 - (1-x) = x$$

$$f(f^{-1}(x)) = -\sqrt{1-(1-x^2)} = -\sqrt{x^2} = -|x| \\ = -(-x) = x$$

19. Step 1:

$$y = -\frac{1}{x-3}$$

$$x-3 = -\frac{1}{y}$$

$$x = 3 - \frac{1}{y}$$

$$\text{Step 2: } f^{-1}(y) = 3 - \frac{1}{y}$$

$$\text{Step 3: } f^{-1}(x) = 3 - \frac{1}{x}$$

Check:

$$f^{-1}(f(x)) = 3 - \frac{1}{-\frac{1}{x-3}} = 3 + (x-3) = x$$

$$f(f^{-1}(x)) = -\frac{1}{\left(3 - \frac{1}{x}\right) - 3} = -\frac{1}{-\frac{1}{x}} = x$$

20. Step 1:

$$y = \sqrt{\frac{1}{x-2}} \text{ (note that } y > 0 \text{)}$$

$$y^2 = \frac{1}{x-2}$$

$$x-2 = \frac{1}{y^2}$$

$$x = 2 + \frac{1}{y^2}, y > 0$$

$$\text{Step 2: } f^{-1}(y) = 2 + \frac{1}{y^2}, y > 0$$

$$\text{Step 3: } f^{-1}(x) = 2 + \frac{1}{x^2}, x > 0$$

Check:

$$f^{-1}(f(x)) = 2 + \frac{1}{\left(\sqrt{\frac{1}{x-2}}\right)^2} = 2 + \frac{1}{\left(\frac{1}{x-2}\right)}$$

$$= 2 + (x-2) = x$$

$$f(f^{-1}(x)) = \sqrt{\frac{1}{\left(2 + \frac{1}{x^2}\right) - 2}} = \sqrt{\frac{1}{\left(\frac{1}{x^2}\right)}} = \sqrt{x^2}$$

$$= |x| = x$$

21. Step 1:

$$y = 4x^2, x \leq 0 \text{ (note that } y \geq 0 \text{)}$$

$$x^2 = \frac{y}{4}$$

$$x = -\sqrt{\frac{y}{4}} = -\frac{\sqrt{y}}{2}, \text{ negative since } x \leq 0$$

$$\text{Step 2: } f^{-1}(y) = -\frac{\sqrt{y}}{2}$$

$$\text{Step 3: } f^{-1}(x) = -\frac{\sqrt{x}}{2}$$

Check:

$$f^{-1}(f(x)) = -\frac{\sqrt{4x^2}}{2} = -\sqrt{x^2} = -|x| = -(-x) = x$$

$$f(f^{-1}(x)) = 4\left(-\frac{\sqrt{x}}{2}\right)^2 = 4 \cdot \frac{x}{4} = x$$

22. Step 1:

$$y = (x-3)^2, x \geq 3 \text{ (note that } y \geq 0 \text{)}$$

$$x-3 = \sqrt{y}$$

$$x = 3 + \sqrt{y}$$

$$\text{Step 2: } f^{-1}(y) = 3 + \sqrt{y}$$

$$\text{Step 3: } f^{-1}(x) = 3 + \sqrt{x}$$

Check:

$$f^{-1}(f(x)) = 3 + \sqrt{(x-3)^2} = 3 + |x-3|$$

$$= 3 + (x-3) = x$$

$$f(f^{-1}(x)) = [(3 + \sqrt{x}) - 3]^2 = (\sqrt{x})^2 = x$$

23. Step 1:

$$y = (x-1)^3$$

$$x-1 = \sqrt[3]{y}$$

$$x = 1 + \sqrt[3]{y}$$

Step 2: $f^{-1}(y) = 1 + \sqrt[3]{y}$

Step 3: $f^{-1}(x) = 1 + \sqrt[3]{x}$

Check: $f^{-1}(f(x)) = 1 + \sqrt[3]{(x-1)^3} = 1 + (x-1) = x$

$$f(f^{-1}(x)) = [(1 + \sqrt[3]{x}) - 1]^3 = (\sqrt[3]{x})^3 = x$$

24. Step 1:

$$y = x^{5/2}, x \geq 0$$

$$x = y^{2/5}$$

Step 2: $f^{-1}(y) = y^{2/5}$

Step 3: $f^{-1}(x) = x^{2/5}$

Check:

$$f^{-1}(f(x)) = (x^{5/2})^{2/5} = x$$

$$f(f^{-1}(x)) = (x^{2/5})^{5/2} = x$$

25. Step 1:

$$y = \frac{x-1}{x+1}$$

$$xy + y = x - 1$$

$$x - xy = 1 + y$$

$$x = \frac{1+y}{1-y}$$

Step 2: $f^{-1}(y) = \frac{1+y}{1-y}$

Step 3: $f^{-1}(x) = \frac{1+x}{1-x}$

Check:

$$f^{-1}(f(x)) = \frac{1 + \frac{x-1}{x+1}}{1 - \frac{x-1}{x+1}} = \frac{x+1+x-1}{x+1-x+1} = \frac{2x}{2} = x$$

$$f(f^{-1}(x)) = \frac{\frac{1+x}{1-x} - 1}{\frac{1+x}{1-x} + 1} = \frac{1+x-1+x}{1+x+1-x} = \frac{2x}{2} = x$$

26. Step 1:

$$y = \left(\frac{x-1}{x+1}\right)^3$$

$$y^{1/3} = \frac{x-1}{x+1}$$

$$xy^{1/3} + y^{1/3} = x - 1$$

$$x - xy^{1/3} = 1 + y^{1/3}$$

$$x = \frac{1 + y^{1/3}}{1 - y^{1/3}}$$

Step 2: $f^{-1}(y) = \frac{1 + y^{1/3}}{1 - y^{1/3}}$

Step 3: $f^{-1}(x) = \frac{1 + x^{1/3}}{1 - x^{1/3}}$

Check:

$$f^{-1}(f(x)) = \frac{1 + \left[\left(\frac{x-1}{x+1}\right)^3\right]^{1/3}}{1 - \left[\left(\frac{x-1}{x+1}\right)^3\right]^{1/3}} = \frac{1 + \frac{x-1}{x+1}}{1 - \frac{x-1}{x+1}}$$

$$= \frac{x+1+x-1}{x+1-x+1} = \frac{2x}{2} = x$$

$$f(f^{-1}(x)) = \left(\frac{\frac{1+x^{1/3}}{1-x^{1/3}} - 1}{\frac{1+x^{1/3}}{1-x^{1/3}} + 1}\right)^3 = \left(\frac{1+x^{1/3}-1+x^{1/3}}{1+x^{1/3}+1-x^{1/3}}\right)^3$$
$$= \left(\frac{2x^{1/3}}{2}\right)^3 = (x^{1/3})^3 = x$$

27. Step 1:

$$y = \frac{x^3 + 2}{x^3 + 1}$$

$$x^3 y + y = x^3 + 2$$

$$x^3 y - x^3 = 2 - y$$

$$x^3 = \frac{2-y}{y-1}$$

$$x = \left(\frac{2-y}{y-1}\right)^{1/3}$$

Step 2: $f^{-1}(y) = \left(\frac{2-y}{y-1}\right)^{1/3}$

Step 3: $f^{-1}(x) = \left(\frac{2-x}{x-1}\right)^{1/3}$

Check:

$$f^{-1}(f(x)) = \left(\frac{2 - \frac{x^3+2}{x^3+1}}{\frac{x^3+2}{x^3+1} - 1}\right)^{1/3} = \left(\frac{2x^3 + 2 - x^3 - 2}{x^3 + 2 - x^3 - 1}\right)^{1/3}$$

$$= \left(\frac{x^3}{1}\right)^{1/3} = x$$

$$f(f^{-1}(x)) = \frac{\left[\left(\frac{2-x}{x-1}\right)^{1/3}\right]^3 + 2}{\left[\left(\frac{2-x}{x-1}\right)^{1/3}\right]^3 + 1} = \frac{\frac{2-x}{x-1} + 2}{\frac{2-x}{x-1} + 1}$$

$$= \frac{2-x+2x-2}{2-x+x-1} = \frac{x}{1} = x$$

28. Step 1:

$$y = \left(\frac{x^3 + 2}{x^3 + 1} \right)^5$$

$$y^{1/5} = \frac{x^3 + 2}{x^3 + 1}$$

$$x^3 y^{1/5} + y^{1/5} = x^3 + 2$$

$$x^3 y^{1/5} - x^3 = 2 - y^{1/5}$$

$$x^3 = \frac{2 - y^{1/5}}{y^{1/5} - 1}$$

$$x = \left(\frac{2 - y^{1/5}}{y^{1/5} - 1} \right)^{1/3}$$

Step 2: $f^{-1}(y) = \left(\frac{2 - y^{1/5}}{y^{1/5} - 1} \right)^{1/3}$

Step 3: $f^{-1}(x) = \left(\frac{2 - x^{1/5}}{x^{1/5} - 1} \right)^{1/3}$

Check:

$$f^{-1}(f(x)) = \left\{ \frac{2 - \left[\left(\frac{x^3 + 2}{x^3 + 1} \right)^{1/5} \right]^{1/5}}{\left[\left(\frac{x^3 + 2}{x^3 + 1} \right)^{1/5} \right]^{1/5} - 1} \right\}^{1/3}$$

$$= \left(\frac{2 - \frac{x^3 + 2}{x^3 + 1}}{\frac{x^3 + 2}{x^3 + 1} - 1} \right)^{1/3} = \left(\frac{2x^3 + 2 - x^3 - 2}{x^3 + 2 - x^3 - 1} \right)^{1/3}$$

$$= \left(\frac{x^3}{1} \right)^{1/3} = x$$

$$f(f^{-1}(x)) = \left\{ \frac{\left[\left(\frac{2 - x^{1/5}}{x^{1/5} - 1} \right)^{1/3} \right]^3 + 2}{\left[\left(\frac{2 - x^{1/5}}{x^{1/5} - 1} \right)^{1/3} \right]^3 + 1} \right\}^5$$

$$= \left(\frac{\frac{2 - x^{1/5}}{x^{1/5} - 1} + 2}{\frac{2 - x^{1/5}}{x^{1/5} - 1} + 1} \right)^5 = \left(\frac{2 - x^{1/5} + 2x^{1/5} - 2}{2 - x^{1/5} + x^{1/5} - 1} \right)^5$$

$$= \left(\frac{x^{1/5}}{1} \right)^5 = x$$

29. By similar triangles, $\frac{r}{h} = \frac{4}{6}$. Thus, $r = \frac{2h}{3}$

This gives

$$V = \frac{\pi r^2 h}{3} = \frac{\pi (4h^2/9) h}{3} = \frac{4\pi h^3}{27}$$

$$h^3 = \frac{27V}{4\pi}$$

$$h = 3 \sqrt[3]{\frac{V}{4\pi}}$$

30. $v = v_0 - 32t$

$v = 0$ when $v_0 = 32t$, that is, when

$t = \frac{v_0}{32}$. The position function is

$s(t) = v_0 t - 16t^2$. The ball then reaches a height of

$$H = s(v_0/32) = v_0 \frac{v_0}{32} - 16 \frac{v_0^2}{32^2} = \frac{v_0^2}{64}$$

$$v_0^2 = 64H$$

$$v_0 = 8\sqrt{H}$$

31. $f'(x) = 4x + 1$; $f'(x) > 0$ when $x > -\frac{1}{4}$ and

$f'(x) < 0$ when $x < -\frac{1}{4}$.

The function is decreasing on $\left(-\infty, -\frac{1}{4}\right]$ and

increasing on $\left[-\frac{1}{4}, \infty\right)$. Restrict the domain to

$\left(-\infty, -\frac{1}{4}\right]$ or restrict it to $\left[-\frac{1}{4}, \infty\right)$.

Then $f^{-1}(x) = \frac{1}{4}(-1 - \sqrt{8x + 33})$ or

$f^{-1}(x) = \frac{1}{4}(-1 + \sqrt{8x + 33})$.

32. $f'(x) = 2x - 3$; $f'(x) > 0$ when $x > \frac{3}{2}$

and $f'(x) < 0$ when $x < \frac{3}{2}$.

The function is decreasing on $(-\infty, \frac{3}{2}]$ and

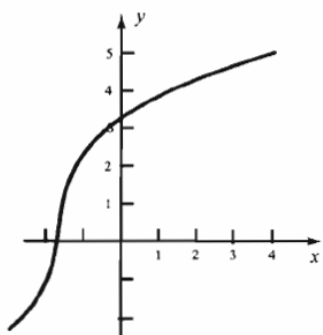
increasing on $[\frac{3}{2}, \infty)$. Restrict the domain to

$(-\infty, \frac{3}{2}]$ or restrict it to $[\frac{3}{2}, \infty)$. Then

$$f^{-1}(x) = \frac{1}{2}(3 - \sqrt{4x+5}) \text{ or}$$

$$f^{-1}(x) = \frac{1}{2}(3 + \sqrt{4x+5}).$$

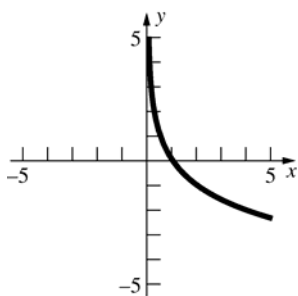
33.



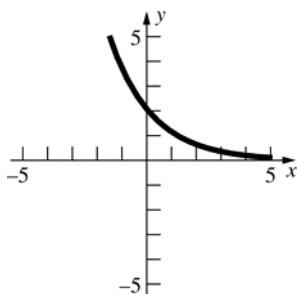
$$(f^{-1})'(3) \approx \frac{1}{3}$$

34.

$$(f^{-1})'(3) \approx -\frac{1}{2}$$

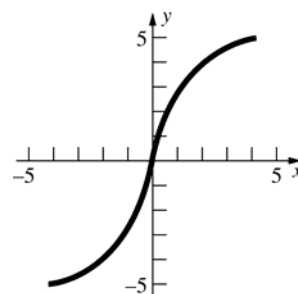


35.



$$(f^{-1})'(3) \approx -\frac{1}{3}$$

36. $(f^{-1})'(3) \approx \frac{1}{2}$



37. $f'(x) = 15x^4 + 1$ and $y = 2$ corresponds to $x = 1$,

$$\text{so } (f^{-1})'(2) = \frac{1}{f'(1)} = \frac{1}{15+1} = \frac{1}{16}.$$

38. $f'(x) = 5x^4 + 5$ and $y = 2$ corresponds to $x = 1$,

$$\text{so } (f^{-1})'(2) = \frac{1}{f'(1)} = \frac{1}{5+5} = \frac{1}{10}$$

39. $f'(x) = 2\sec^2 x$ and $y = 2$ corresponds to $x = \frac{\pi}{4}$,

$$\begin{aligned} \text{so } (f^{-1})'(2) &= \frac{1}{f'(\frac{\pi}{4})} = \frac{1}{2\sec^2(\frac{\pi}{4})} = \frac{1}{2} \cos^2\left(\frac{\pi}{4}\right) \\ &= \frac{1}{4}. \end{aligned}$$

40. $f'(x) = \frac{1}{2\sqrt{x+1}}$ and $y = 2$ corresponds to $x = 3$,

$$\text{so } (f^{-1})'(2) = \frac{1}{f'(3)} = 2\sqrt{3+1} = 4.$$

41. $(g^{-1} \circ f^{-1})(h(x)) = (g^{-1} \circ f^{-1})(f(g(x)))$

$$= g^{-1} \circ [f^{-1}(f(g(x)))] = g^{-1} \circ [g(x)] = x$$

Similarly,

$$h((g^{-1} \circ f^{-1})(x)) = f(g((g^{-1} \circ f^{-1})(x)))$$

$$= f(g(g^{-1}(f^{-1}(x)))) = f(f^{-1}(x)) = x$$

$$\text{Thus } h^{-1} = g^{-1} \circ f^{-1}$$

42. Find $f^{-1}(x)$:

$$y = \frac{1}{x}, \quad x = \frac{1}{y}$$

$$f^{-1}(y) = \frac{1}{y}$$

$$f^{-1}(x) = \frac{1}{x}$$

Find $g^{-1}(x)$:

$$y = 3x + 2$$

$$x = \frac{y-2}{3}$$

$$g^{-1}(y) = \frac{y-2}{3}$$

$$g^{-1}(x) = \frac{x-2}{3}$$

$$h(x) = f(g(x)) = f(3x+2) = \frac{1}{3x+2}$$

$$h^{-1}(x) = g^{-1}(f^{-1}(x)) = g^{-1}\left(\frac{1}{x}\right) = \frac{\left(\frac{1}{x}\right) - 2}{3}$$

$$h^{-1}(h(x)) = h^{-1}\left(\frac{1}{3x+2}\right) = \frac{(3x+2) - 2}{3} = \frac{3x}{3} = x$$

$$h(h^{-1}(x)) = h\left(\frac{\left(\frac{1}{x}\right) - 2}{3}\right) = \frac{1}{\left[\left(\frac{1}{x}\right) - 2\right] + 2} = \frac{1}{\left(\frac{1}{x}\right)} = x$$

43. f has an inverse because it is monotonic (increasing):

$$f'(x) = \sqrt{1 + \cos^2 x} > 0$$

$$\text{a. } (f^{-1})'(A) = \frac{1}{f'\left(\frac{\pi}{2}\right)} = \frac{1}{\sqrt{1 + \cos^2\left(\frac{\pi}{2}\right)}} = 1$$

$$\begin{aligned} \text{b. } (f^{-1})'(B) &= \frac{1}{f'\left(\frac{5\pi}{6}\right)} = \frac{1}{\sqrt{1 + \cos^2\left(\frac{5\pi}{6}\right)}} = \frac{1}{\sqrt{7/4}} \\ &= \frac{2}{\sqrt{7}} \end{aligned}$$

$$\text{c. } (f^{-1})'(0) = \frac{1}{f'(0)} = \frac{1}{\sqrt{1 + \cos^2(0)}} = \frac{1}{\sqrt{2}}$$

$$\begin{aligned} \text{44. a. } y &= \frac{ax+b}{cx+d} \\ cxy + dy &= ax + b \\ (cy - a)x &= b - dy \\ x &= \frac{b - dy}{cy - a} = -\frac{dy - b}{cy - a} \\ f^{-1}(y) &= -\frac{dy - b}{cy - a} \\ f^{-1}(x) &= -\frac{dx - b}{cx - a} \end{aligned}$$

b. If $bc - ad = 0$, then $f(x)$ is either a constant function or undefined.

c. If $f = f^{-1}$, then for all x in the domain we have:

$$\frac{ax+b}{cx+d} + \frac{dx-b}{cx-a} = 0$$

$$(ax+b)(cx-a) + (dx-b)(cx+d) = 0$$

$$acx^2 + (bc - a^2)x - ab + dcx^2$$

$$+ (d^2 - bc)x - bd = 0$$

$$(ac + dc)x^2 + (d^2 - a^2)x + (-ab - bd) = 0$$

Setting the coefficients equal to 0 gives three requirements:

$$(1) \quad a = -d \text{ or } c = 0$$

$$(2) \quad a = \pm d$$

$$(3) \quad a = -d \text{ or } b = 0$$

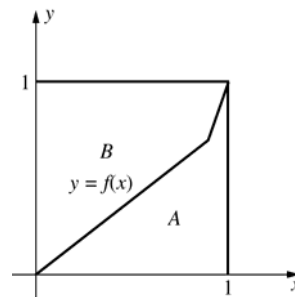
If $a = d$, then $f = f^{-1}$ requires $b = 0$ and

$c = 0$, so $f(x) = \frac{ax}{d} = x$. If $a = -d$, there are

no requirements on b and c (other than

$bc - ad \neq 0$). Therefore, $f = f^{-1}$ if $a = -d$ or if f is the identity function.

45.



$$\int_0^1 f^{-1}(y) dy = (\text{Area of region B})$$

$$= 1 - (\text{Area of region A})$$

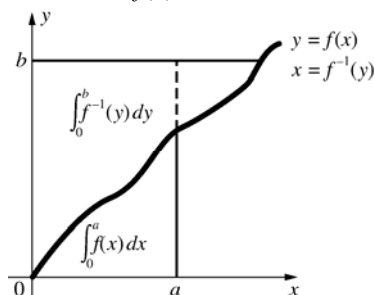
$$= 1 - \int_0^1 f(x) dx = 1 - \frac{2}{5} = \frac{3}{5}$$

46. $\int_0^a f(x) dx =$ the area bounded by $y = f(x)$, $y = 0$, and $x = a$ [the area under the curve].

$\int_0^b f^{-1}(y) dy =$ the area bounded by $x = f^{-1}(y)$, $x = 0$, and $y = b$.

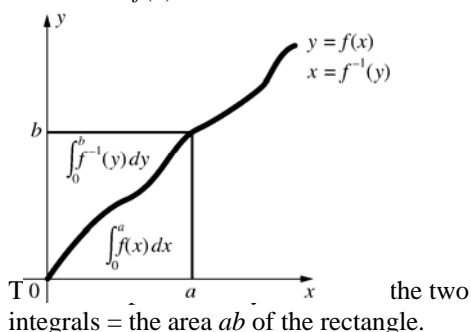
$ab =$ the area of the rectangle bounded by $x = 0$, $x = a$, $y = 0$, and $y = b$.

Case 1: $b > f(a)$



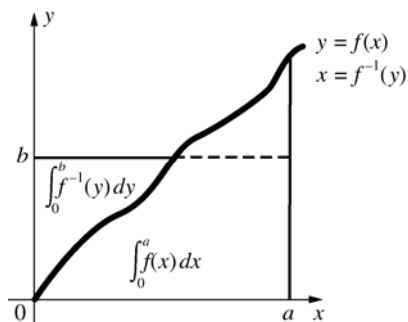
The area above the curve is greater than the area of the part of the rectangle above the curve, so the total area represented by the sum of the two integrals is greater than the area ab of the rectangle.

Case 2: $b = f(a)$



the two integrals = the area ab of the rectangle.

Case 3: $b < f(a)$



The area below the curve is greater than the area of the part of the rectangle which is below the curve, so the total area represented by the sum of the two integrals is greater than the area ab of the rectangle.

$ab \leq \int_0^a f(x) dx + \int_0^b f^{-1}(y) dy$ with equality holding when $b = f(a)$.

47. Given $p > 1$, $q > 1$, $\frac{1}{p} + \frac{1}{q} = 1$, and $f(x) = x^{p-1}$,

solving $\frac{1}{p} + \frac{1}{q} = 1$ for p gives $p = \frac{q}{q-1}$, so

$$\frac{1}{p-1} = \frac{1}{\frac{q}{q-1} - 1} = \frac{1}{\left[\frac{q-(q-1)}{q-1}\right]} = \frac{q-1}{1} = q-1.$$

Thus, if $y = x^{p-1}$ then $x = y^{\frac{1}{p-1}} = y^{q-1}$, so $f^{-1}(y) = y^{q-1}$.

By Problem 44, since $f(x) = x^{p-1}$ is strictly increasing for $p > 1$, $ab \leq \int_0^a x^{p-1} dx + \int_0^b y^{q-1} dy$

$$ab \leq \left[\frac{x^p}{p} \right]_0^a + \left[\frac{y^q}{q} \right]_0^b$$

$$ab \leq \frac{a^p}{p} + \frac{b^q}{q}$$

6.3 Concepts Review

1. increasing; exp
2. $\ln e = 1$; 2.72
3. x ; x
4. e^x ; $e^x + C$

Problem Set 6.3

1. a. 20.086
b. 8.1662
c. $e^{\sqrt{2}} \approx e^{1.41} \approx 4.1$
d. $e^{\cos(\ln 4)} \approx e^{0.18} \approx 1.20$
2. a. $e^{3 \ln 2} = e^{\ln(2^3)} = e^{\ln 8} = 8$
b. $e^{\frac{\ln 64}{2}} = e^{\ln(64^{1/2})} = e^{\ln 8} = 8$
3. $e^{3 \ln x} = e^{\ln x^3} = x^3$
4. $e^{-2 \ln x} = e^{\ln x^{-2}} = x^{-2} = \frac{1}{x^2}$

$$5. \ln e^{\cos x} = \cos x$$

$$6. \ln e^{-2x-3} = -2x-3$$

$$7. \ln(x^3 e^{-3x}) = \ln x^3 + \ln e^{-3x} = 3 \ln x - 3x$$

$$8. e^{x-\ln x} = \frac{e^x}{e^{\ln x}} = \frac{e^x}{x}$$

$$9. e^{\ln 3 + 2 \ln x} = e^{\ln 3} \cdot e^{2 \ln x} = 3 \cdot e^{\ln x^2} = 3x^2$$

$$10. e^{\ln x^2 - y \ln x} = \frac{e^{\ln x^2}}{e^{y \ln x}} = \frac{x^2}{e^{\ln x^y}} = \frac{x^2}{x^y} = x^{2-y}$$

$$11. D_x e^{x+2} = e^{x+2} D_x(x+2) = e^{x+2}$$

$$12. D_x e^{2x^2-x} = e^{2x^2-x} D_x(2x^2-x) \\ = e^{2x^2-x}(4x-1)$$

$$13. D_x e^{\sqrt{x+2}} = e^{\sqrt{x+2}} D_x \sqrt{x+2} = \frac{e^{\sqrt{x+2}}}{2\sqrt{x+2}}$$

$$14. D_x e^{-\frac{1}{x^2}} = e^{-\frac{1}{x^2}} D_x \left(-\frac{1}{x^2} \right) \\ = e^{-\frac{1}{x^2}} \cdot 2x^{-3} = \frac{2e^{-\frac{1}{x^2}}}{x^3}$$

$$15. D_x e^{2 \ln x} = D_x e^{\ln x^2} = D_x x^2 = 2x$$

$$16. D_x e^{\frac{x}{\ln x}} = e^{\frac{x}{\ln x}} D_x \frac{x}{\ln x} = e^{\frac{x}{\ln x}} \cdot \frac{(\ln x) \cdot 1 - x \cdot \frac{1}{x}}{(\ln x)^2} \\ = \frac{e^{\frac{x}{\ln x}} (\ln x - 1)}{(\ln x)^2}$$

$$17. D_x (x^3 e^x) = x^3 D_x e^x + e^x D_x (x^3) \\ = x^3 e^x + e^x \cdot 3x^2 = x^2 e^x (x+3)$$

$$18. D_x e^{x^3 \ln x} = e^{x^3 \ln x} D_x (x^3 \ln x) \\ = e^{x^3 \ln x} \left(x^3 \cdot \frac{1}{x} + \ln x \cdot 3x^2 \right) \\ = e^{x^3 \ln x} (x^2 + 3x^2 \ln x) \\ = x^2 e^{x^3 \ln x} (1 + 3 \ln x)$$

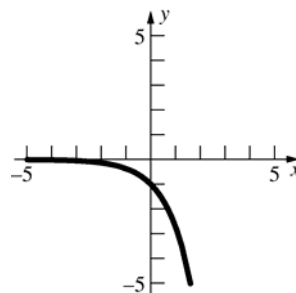
$$19. D_x [\sqrt{e^{x^2}} + e^{\sqrt{x^2}}] = D_x (e^{x^2})^{1/2} + D_x e^{\sqrt{x^2}} \\ = \frac{1}{2} (e^{x^2})^{-1/2} D_x e^{x^2} + e^{\sqrt{x^2}} D_x \sqrt{x^2} \\ = \frac{1}{2} (e^{x^2})^{-1/2} e^{x^2} D_x x^2 + e^{\sqrt{x^2}} \cdot \frac{x}{\sqrt{x^2}} \\ = \frac{1}{2} (e^{x^2})^{1/2} 2x + e^{\sqrt{x^2}} \cdot \frac{x}{|x|} \\ = x \sqrt{e^{x^2}} + \frac{x e^{\sqrt{x^2}}}{|x|}$$

$$20. D_x \left[e^{1/x^2} + \frac{1}{e^{x^2}} \right] = D_x e^{x^{-2}} + D_x e^{-x^2} \\ = e^{x^{-2}} D_x x^{-2} + e^{-x^2} D_x [-x^2] \\ = e^{x^{-2}} \cdot (-2x^{-3}) + e^{-x^2} \cdot (-2x) \\ = -\frac{2e^{1/x^2}}{x^3} - \frac{2x}{e^{x^2}}$$

$$21. D_x [e^{xy} + xy] = D_x [2] \\ e^{xy} (x D_x y + y) + (x D_x y + y) = 0 \\ x e^{xy} D_x y + y e^{xy} + x D_x y + y = 0 \\ x e^{xy} D_x y + x D_x y = -y e^{xy} - y \\ D_x y = \frac{-y e^{xy} - y}{x e^{xy} + x} = -\frac{y(e^{xy} + 1)}{x(e^{xy} + 1)} = -\frac{y}{x}$$

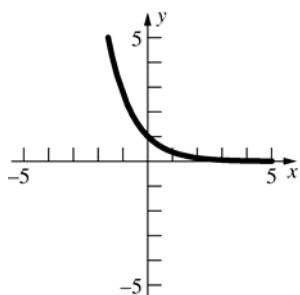
$$22. D_x [e^{x+y}] = D_x [4 + x + y] \\ e^{x+y} (1 + D_x y) = 1 + D_x y \\ e^{x+y} + e^{x+y} D_x y = 1 + D_x y \\ e^{x+y} D_x y - D_x y = 1 - e^{x+y} \\ D_x y = \frac{1 - e^{x+y}}{e^{x+y} - 1} = -1$$

23. a.



The graph of $y = e^x$ is reflected across the x -axis.

b.



The graph of $y = e^x$ is reflected across the y -axis.

24. $a < b \Rightarrow -a > -b \Rightarrow e^{-a} > e^{-b}$, since e^x is an increasing function.

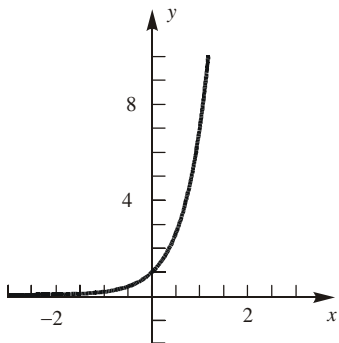
25. $f(x) = e^{2x}$ Domain = $(-\infty, \infty)$

$$f'(x) = 2e^{2x}, \quad f''(x) = 4e^{2x}$$

Since $f'(x) > 0$ for all x , f is increasing on $(-\infty, \infty)$.

Since $f''(x) > 0$ for all x , f is concave upward on $(-\infty, \infty)$.

Since f and f' are both monotonic, there are no extreme values or points of inflection.



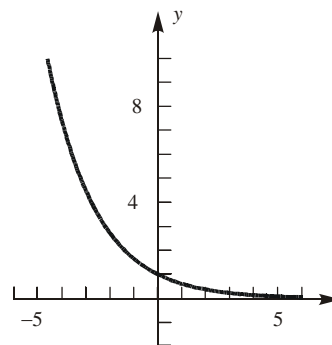
26. $f(x) = e^{-x/2}$ Domain = $(-\infty, \infty)$

$$f'(x) = -\frac{1}{2}e^{-x/2}, \quad f''(x) = \frac{1}{4}e^{-x/2}$$

Since $f'(x) < 0$ for all x , f is decreasing on $(-\infty, \infty)$.

Since $f''(x) > 0$ for all x , f is concave upward on $(-\infty, \infty)$.

Since f and f' are both monotonic, there are no extreme values or points of inflection.



27. $f(x) = xe^{-x}$ Domain = $(-\infty, \infty)$

$$f'(x) = (1-x)e^{-x}, \quad f''(x) = (x-2)e^{-x}$$

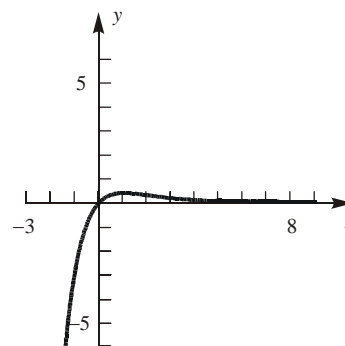
x	$(-\infty, 1)$	1	$(1, 2)$	2	$(2, \infty)$
f'	+	0	-	-	-
f''	-	-	-	0	+

f is increasing on $(-\infty, 1]$ and decreasing on

$[1, \infty)$. f has a maximum at $(1, \frac{1}{e})$

f is concave up on $(2, \infty)$ and concave down on

$(-\infty, 2)$. f has a point of inflection at $(2, \frac{2}{e^2})$



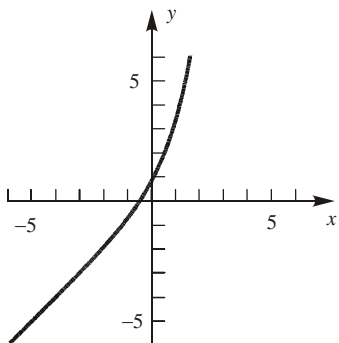
28. $f(x) = e^x + x$ Domain = $(-\infty, \infty)$

$f'(x) = e^x + 1$, $f''(x) = e^x$

Since $f'(x) > 0$ for all x , f is increasing on $(-\infty, \infty)$.

Since $f''(x) > 0$ for all x , f is concave upward on $(-\infty, \infty)$.

Since f and f' are both monotonic, there are no extreme values or points of inflection.



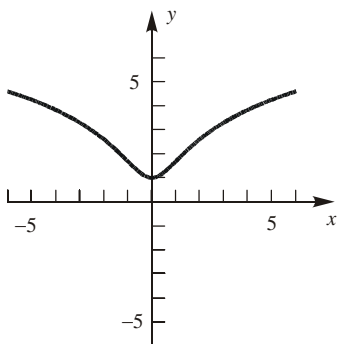
29. $f(x) = \ln(x^2 + 1)$ Since $x^2 + 1 > 0$ for all x , domain = $(-\infty, \infty)$

$f'(x) = \frac{2x}{x^2 + 1}$, $f''(x) = \frac{-2(x^2 - 1)}{(x^2 + 1)^2}$

x	$(-\infty, -1)$	-1	$(-1, 0)$	0	$(0, 1)$	1	$(1, \infty)$
f'	-	-	-	0	+	+	+
f''	-	0	+	+	+	0	-

f is increasing on $(0, \infty)$ and decreasing on $(-\infty, 0)$. f has a minimum at $(0, 0)$

f is concave up on $(-1, 1)$ and concave down on $(-\infty, -1) \cup (1, \infty)$. f has points of inflection at $(-1, \ln 2)$ and $(1, \ln 2)$



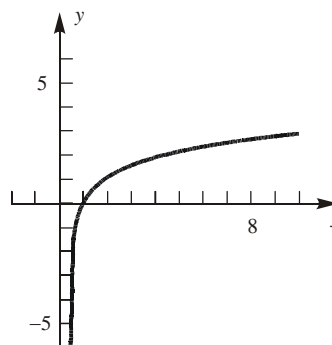
30. $f(x) = \ln(2x - 1)$. Since $2x - 1 > 0$ if and only if $x > \frac{1}{2}$, domain = $(\frac{1}{2}, \infty)$

$f'(x) = \frac{2}{2x - 1}$, $f''(x) = \frac{-4}{(2x - 1)^2}$

Since $f'(x) > 0$ for all domain values, f is increasing on $(\frac{1}{2}, \infty)$.

Since $f''(x) < 0$ for all domain values, f is concave downward on $(\frac{1}{2}, \infty)$.

Since f and f' are both monotonic, there are no extreme values or points of inflection.



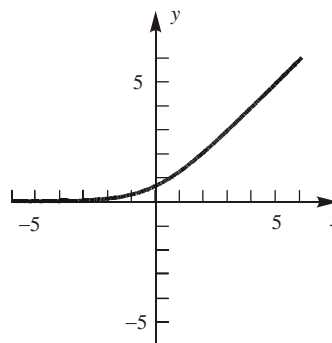
31. $f(x) = \ln(1 + e^x)$ Since $1 + e^x > 0$ for all x , domain = $(-\infty, \infty)$

$f'(x) = \frac{e^x}{1 + e^x}$, $f''(x) = \frac{e^x}{(1 + e^x)^2}$

Since $f'(x) > 0$ for all x , f is increasing on $(-\infty, \infty)$.

Since $f''(x) > 0$ for all x , f is concave upward on $(-\infty, \infty)$.

Since f and f' are both monotonic, there are no extreme values or points of inflection.



32. $f(x) = e^{1-x^2}$ Domain = $(-\infty, \infty)$

$f'(x) = -2xe^{1-x^2}$, $f''(x) = (4x^2 - 2)e^{1-x^2}$

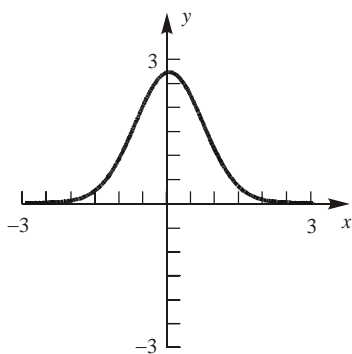
x	$(-\infty, -\frac{\sqrt{2}}{2})$	$-\frac{\sqrt{2}}{2}$	$(-\frac{\sqrt{2}}{2}, 0)$	0	$(0, \frac{\sqrt{2}}{2})$	$\frac{\sqrt{2}}{2}$	$(\frac{\sqrt{2}}{2}, \infty)$
f'	+	+	+	0	-	-	-
f''	+	0	-	-	-	0	+

f is increasing on $(-\infty, 0]$ and decreasing on $[0, \infty)$. f has a maximum at $(0, e)$

f is concave up on $(-\infty, -\frac{\sqrt{2}}{2}) \cup (\frac{\sqrt{2}}{2}, \infty)$ and

concave down on $(-\frac{\sqrt{2}}{2}, \frac{\sqrt{2}}{2})$. f has points of

inflection at $(-\frac{\sqrt{2}}{2}, \sqrt{e})$ and $(\frac{\sqrt{2}}{2}, \sqrt{e})$



33. $f(x) = e^{-(x-2)^2}$ Domain = $(-\infty, \infty)$

$f'(x) = (4-2x)e^{-(x-2)^2}$,

$f''(x) = (4x^2 - 16x + 14)e^{-(x-2)^2}$

Note that $4x^2 - 16x + 14 = 0$ when

$$x = \frac{4 \pm \sqrt{2}}{2} \approx 2 \pm 0.707$$

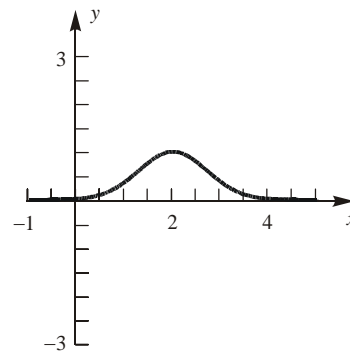
x	$(-\infty, 1.293)$	≈ 1.293	$(1.293, 2)$	2	$(2, 2.707)$	≈ 2.707	$(2.707, \infty)$
f'	+	+	+	0	-	-	-
f''	+	0	-	-	-	0	+

f is increasing on $(-\infty, 2]$ and decreasing on $[2, \infty)$. f has a maximum at $(2, 1)$

f is concave up on $(-\infty, \frac{4-\sqrt{2}}{2}) \cup (\frac{4+\sqrt{2}}{2}, \infty)$ and

concave down on $(\frac{4-\sqrt{2}}{2}, \frac{4+\sqrt{2}}{2})$. f has points

of inflection at $(\frac{4-\sqrt{2}}{2}, \frac{1}{\sqrt{e}})$ and $(\frac{4+\sqrt{2}}{2}, \frac{1}{\sqrt{e}})$.

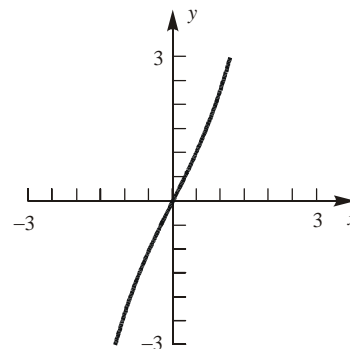


34. $f(x) = e^x - e^{-x}$ Domain = $(-\infty, \infty)$

$f'(x) = e^x + e^{-x}$, $f''(x) = e^x - e^{-x}$

x	$(-\infty, 0)$	0	$(0, \infty)$
f'	+	+	+
f''	-	0	+

f is increasing on $(-\infty, \infty)$ and so has no extreme values. f is concave up on $(0, \infty)$ and concave down on $(-\infty, 0)$. f has a point of inflection at $(0, 0)$

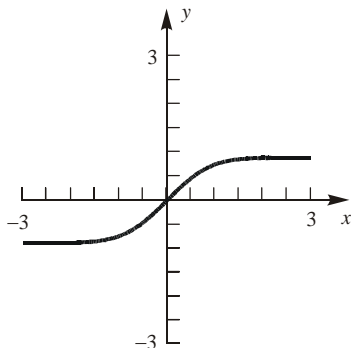


35. $f(x) = \int_0^x e^{-t^2} dt$ Domain = $(-\infty, \infty)$

$f'(x) = e^{-x^2}$, $f''(x) = -2xe^{-x^2}$

x	$(-\infty, 0)$	0	$(0, \infty)$
f'	+	+	+
f''	+	0	-

f is increasing on $(-\infty, \infty)$ and so has no extreme values. f is concave up on $(-\infty, 0)$ and concave down on $(0, \infty)$. f has a point of inflection at $(0, 0)$



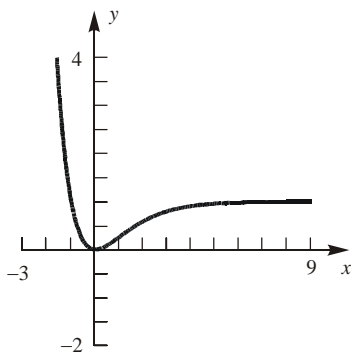
36. $f(x) = \int_0^x te^{-t} dt$ Domain = $(-\infty, \infty)$

$f'(x) = xe^{-x}$, $f''(x) = (1-x)e^{-x}$

x	$(-\infty, 0)$	0	$(0, 1)$	1	$(1, \infty)$
f'	-	0	+	+	+
f''	+	+	+	0	-

f is increasing on $[0, \infty)$ and decreasing on $(-\infty, 0]$. f has a minimum at $(0, 0)$. f is concave up on $(-\infty, 1)$ and concave down on $(1, \infty)$. f has a point of inflection at $(1, \int_0^1 te^{-t} dt)$.

Note: It can be shown with techniques in Chapter 7 that $\int_0^1 te^{-t} dt = 1 - \frac{2}{e} \approx 0.264$



37. Let $u = 3x + 1$, so $du = 3dx$.

$$\int e^{3x+1} dx = \frac{1}{3} \int e^{3x+1} 3dx = \frac{1}{3} \int e^u du = \frac{1}{3} e^u + C = \frac{1}{3} e^{3x+1} + C$$

38. Let $u = x^2 - 3$, so $du = 2x dx$.

$$\int xe^{x^2-3} dx = \frac{1}{2} \int e^{x^2-3} 2x dx = \frac{1}{2} \int e^u du = \frac{1}{2} e^u + C = \frac{1}{2} e^{x^2-3} + C$$

39. Let $u = x^2 + 6x$, so $du = (2x + 6)dx$.

$$\int (x+3)e^{x^2+6x} dx = \frac{1}{2} \int e^u du = \frac{1}{2} e^u + C = \frac{1}{2} e^{x^2+6x} + C$$

40. Let $u = e^x - 1$, so $du = e^x dx$.

$$\int \frac{e^x}{e^x - 1} dx = \int \frac{1}{u} du = \ln|u| + C = \ln|e^x - 1| + C$$

41. Let $u = -\frac{1}{x}$, so $du = \frac{1}{x^2} dx$.

$$\int \frac{e^{-1/x}}{x^2} dx = \int e^u du = e^u + C = e^{-1/x} + C$$

42. $\int e^{x+e^x} dx = \int e^x \cdot e^{e^x} dx$

Let $u = e^x$, so $du = e^x dx$.

$$\int e^x \cdot e^{e^x} dx = \int e^u du = e^u + C = e^{e^x} + C$$

43. Let $u = 2x + 3$, so $du = 2dx$

$$\int e^{2x+3} dx = \frac{1}{2} \int e^u du = \frac{1}{2} e^u + C = \frac{1}{2} e^{2x+3} + C$$

$$\int_0^1 e^{2x+3} dx = \left[\frac{1}{2} e^{2x+3} \right]_0^1 = \frac{1}{2} e^5 - \frac{1}{2} e^3 = \frac{1}{2} e^3 (e^2 - 1) \approx 64.2$$

44. Let $u = \frac{3}{x}$, so $du = -\frac{3}{x^2} dx$.

$$\int \frac{e^{3/x}}{x^2} dx = -\frac{1}{3} \int e^u du = -\frac{1}{3} e^u + C$$

$$= -\frac{1}{3} e^{3/x} + C$$

$$\int_1^2 \frac{e^{3/x}}{x^2} dx = \left[-\frac{1}{3} e^{3/x} \right]_1^2 = -\frac{1}{3} e^{3/2} + \frac{1}{3} e^3 \approx 5.2$$

$$45. V = \pi \int_0^{\ln 3} (e^x)^2 dx = \pi \int_0^{\ln 3} e^{2x} dx$$

$$= \pi \left[\frac{1}{2} e^{2x} \right]_0^{\ln 3} = \pi \left(\frac{1}{2} e^{2 \ln 3} - \frac{1}{2} e^0 \right) = 4\pi \approx 12.57$$

$$46. V = \int_0^1 2\pi x e^{-x^2} dx.$$

Let $u = -x^2$, so $du = -2x dx$.

$$\int 2\pi x e^{-x^2} dx = -\pi \int e^{-x^2} (-2x) dx = -\pi \int e^u du$$

$$= -\pi e^u + C = -\pi e^{-x^2} + C$$

$$\int_0^1 2\pi x e^{-x^2} dx = -\pi \left[e^{-x^2} \right]_0^1 = -\pi(e^{-1} - e^0)$$

$$= \pi(1 - e^{-1}) \approx 1.99$$

47. The line through $(0, 1)$ and $\left(1, \frac{1}{e}\right)$ has slope

$$\frac{\frac{1}{e} - 1}{1 - 0} = \frac{1}{e} - 1 = \frac{1 - e}{e} \Rightarrow y - 1 = \frac{1 - e}{e}(x - 0);$$

$$y = \frac{1 - e}{e}x + 1$$

$$\int_0^1 \left[\left(\frac{1 - e}{e}x + 1 \right) - e^{-x} \right] dx = \left[\frac{1 - e}{2e}x^2 + x + e^{-x} \right]_0^1$$

$$= \frac{1 - e}{2e} + 1 + \frac{1}{e} - 1 = \frac{3 - e}{2e} \approx 0.052$$

$$48. f'(x) = \frac{(e^x - 1)(1 - x(e^x))}{(e^x - 1)^2} - \frac{1}{1 - e^{-x}}(-e^{-x})(-1)$$

$$= \frac{e^x - 1 - xe^x}{(e^x - 1)^2} - \frac{1}{1 - e^{-x}} \left(\frac{1}{e^x} \right)$$

$$= \frac{e^x - 1 - xe^x}{(e^x - 1)^2} - \frac{1}{e^x - 1} = \frac{e^x - 1 - xe^x - (e^x - 1)}{(e^x - 1)^2}$$

$$= -\frac{xe^x}{(e^x - 1)^2}$$

When $x > 0$, $f'(x) < 0$, so $f(x)$ is decreasing for $x > 0$.

49. a. Exact:

$$10! = 10 \cdot 9 \cdot 8 \cdot 7 \cdot 6 \cdot 5 \cdot 4 \cdot 3 \cdot 2 \cdot 1$$

$$= 3,628,800$$

Approximate:

$$10! \approx \sqrt{20\pi} \left(\frac{10}{e} \right)^{10} \approx 3,598,696$$

$$b. 60! \approx \sqrt{120\pi} \left(\frac{60}{e} \right)^{60} \approx 8.31 \times 10^{81}$$

$$50. e^{0.3} \approx \left\{ \left[\left(\frac{0.3}{4} + 1 \right) \frac{0.3}{3} + 1 \right] \frac{0.3}{2} + 1 \right\} (0.3) + 1$$

$$= 1.3498375$$

$$e^{0.3} \approx 1.3498588 \text{ by direct calculation}$$

$$51. x = e^t \sin t, \text{ so } dx = (e^t \sin t + e^t \cos t) dt$$

$$y = e^t \cos t, \text{ so } dy = (e^t \cos t - e^t \sin t) dt$$

$$ds = \sqrt{dx^2 + dy^2}$$

$$= e^t \sqrt{(\sin t + \cos t)^2 + (\cos t - \sin t)^2} dt$$

$$= e^t \sqrt{2 \sin^2 t + 2 \cos^2 t} dt = \sqrt{2} e^t dt$$

The length of the curve is

$$\int_0^\pi \sqrt{2} e^t dt = \sqrt{2} \left[e^t \right]_0^\pi = \sqrt{2}(e^\pi - 1) \approx 31.312$$

52. Use $x = 30$, $n = 8$, and $k = 0.25$.

$$P_n(x) = \frac{(kx)^n e^{-kx}}{n!} = \frac{(0.25 \cdot 30)^8 e^{-0.25 \cdot 30}}{8!} \approx 0.14$$

53. a. $\lim_{x \rightarrow 0^+} \frac{\ln x}{1 + (\ln x)^2}$ is of the form $\frac{\infty}{\infty}$.

$$= \lim_{x \rightarrow 0^+} \frac{D_x \ln x}{D_x [1 + (\ln x)^2]} = \lim_{x \rightarrow 0^+} \frac{\frac{1}{x}}{2 \ln x \cdot \frac{1}{x}}$$

$$= \lim_{x \rightarrow 0^+} \frac{1}{2 \ln x} = 0$$

$$\lim_{x \rightarrow \infty} \frac{\ln x}{1 + (\ln x)^2} = \lim_{x \rightarrow \infty} \frac{1}{2 \ln x} = 0$$

$$b. f'(x) = \frac{[1 + (\ln x)^2] \cdot \frac{1}{x} - \ln x \cdot 2 \ln x \cdot \frac{1}{x}}{[1 + (\ln x)^2]^2}$$

$$= \frac{1 - (\ln x)^2}{x[1 + (\ln x)^2]^2}$$

$$f'(x) = 0 \text{ when } \ln x = \pm 1 \text{ so } x = e^1 = e$$

$$\text{or } x = e^{-1} = \frac{1}{e}$$

$$f(e) = \frac{\ln e}{1 + (\ln e)^2} = \frac{1}{1 + 1^2} = \frac{1}{2}$$

$$f\left(\frac{1}{e}\right) = \frac{\ln \frac{1}{e}}{1 + \left(\ln \frac{1}{e}\right)^2} = \frac{-1}{1 + (-1)^2} = -\frac{1}{2}$$

Maximum value of $\frac{1}{2}$ at $x = e$; minimum

value of $-\frac{1}{2}$ at $x = e^{-1}$.

$$\begin{aligned} \text{c. } F(x) &= \int_1^{x^2} \frac{\ln t}{1+(\ln t)^2} dt \\ F'(x) &= \frac{\ln x^2}{1+(\ln x^2)^2} \cdot 2x \\ F'(\sqrt{e}) &= \frac{\ln(\sqrt{e})^2}{1+[\ln(\sqrt{e})^2]^2} \cdot 2\sqrt{e} = \frac{1}{1+1^2} \cdot 2\sqrt{e} \\ &= \sqrt{e} \approx 1.65 \end{aligned}$$

54. Let (x_0, e^{x_0}) be the point of tangency. Then

$$\frac{e^{x_0} - 0}{x_0 - 0} = f'(x_0) = e^{x_0} \Rightarrow e^{x_0} = x_0 e^{x_0} \Rightarrow x_0 = 1$$

so the line is $y = e^{x_0}x$ or $y = ex$.

$$\begin{aligned} \text{a. } A &= \int_0^1 (e^x - ex) dx = \left[e^x - \frac{ex^2}{2} \right]_0^1 \\ &= e - \frac{e}{2} - (e^0 - 0) = \frac{e}{2} - 1 \approx 0.36 \end{aligned}$$

$$\begin{aligned} \text{b. } V &= \pi \int_0^1 [(e^x)^2 - (ex)^2] dx \\ &= \pi \int_0^1 (e^{2x} - e^2 x^2) dx = \pi \left[\frac{1}{2} e^{2x} - \frac{e^2 x^3}{3} \right]_0^1 \\ &= \pi \left[\frac{1}{2} e^2 - \frac{e^2}{3} - \left(\frac{1}{2} e^0 - 0 \right) \right] = \frac{\pi}{6} (e^2 - 3) \approx 2.30 \end{aligned}$$

$$\text{55. a. } \int_{-3}^3 \exp\left(-\frac{1}{x^2}\right) dx = 2 \int_0^3 \exp\left(-\frac{1}{x^2}\right) dx \approx 3.11$$

$$\text{b. } \int_0^{8\pi} e^{-0.1x} \sin x dx \approx 0.910$$

$$\text{56. a. } \lim_{x \rightarrow 0} (1+x)^{1/x} = e \approx 2.72$$

$$\text{b. } \lim_{x \rightarrow 0} (1+x)^{-1/x} = \frac{1}{e} \approx 0.368$$

$$\text{57. } f(x) = e^{-x^2}$$

$$f'(x) = -2xe^{-x^2}$$

$$f''(x) = -2e^{-x^2} + 4x^2 e^{-x^2} = 2e^{-x^2} (2x^2 - 1)$$

$y = f(x)$ and $y = f''(x)$ intersect when

$$e^{-x^2} = 2e^{-x^2} (2x^2 - 1); 1 = 4x^2 - 2;$$

$$4x^2 - 3 = 0, x = \pm \frac{\sqrt{3}}{2}$$

Both graphs are symmetric with respect to the

y-axis so the area is

$$\begin{aligned} &2 \left\{ \int_0^{\frac{\sqrt{3}}{2}} [e^{-x^2} - 2e^{-x^2} (2x^2 - 1)] dx \right. \\ &\quad \left. + \int_{\frac{\sqrt{3}}{2}}^3 [2e^{-x^2} (2x^2 - 1) - e^{-x^2}] dx \right\} \\ &\approx 4.2614 \end{aligned}$$

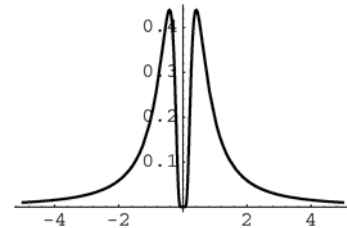
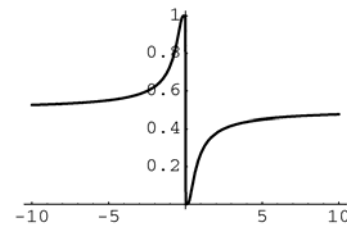
$$\text{58. a. } \lim_{x \rightarrow \infty} x^p e^{-x} = 0$$

$$\begin{aligned} \text{b. } f'(x) &= x^p e^{-x} (-1) + e^{-x} \cdot px^{p-1} \\ &= x^{p-1} e^{-x} (p - x) \\ f'(x) &= 0 \text{ when } x = p \end{aligned}$$

$$\text{59. } \lim_{x \rightarrow -\infty} \ln(x^2 + e^{-x}) = \infty \text{ (behaves like } -x \text{)}$$

$$\lim_{x \rightarrow \infty} \ln(x^2 + e^{-x}) = \infty \text{ (behaves like } 2 \ln x \text{)}$$

$$\begin{aligned} \text{60. } f'(x) &= -(1 + e^{x^{-1}})^{-2} \cdot e^{x^{-1}} (-x^{-2}) \\ &= \frac{e^{1/x}}{x^2 (1 + e^{1/x})^2} \end{aligned}$$



$$\text{a. } \lim_{x \rightarrow 0^+} f(x) = 0$$

$$\text{b. } \lim_{x \rightarrow 0^-} f(x) = 1$$

$$\text{c. } \lim_{x \rightarrow \pm\infty} f(x) = \frac{1}{2}$$

$$\text{d. } \lim_{x \rightarrow 0} f'(x) = 0$$

e. f has no minimum or maximum values.

6.4 Concepts Review

- $e^{\sqrt{3} \ln \pi}; e^{x \ln a}$
- e
- $\frac{\ln x}{\ln a}$
- $ax^{a-1}; a^x \ln a$

Problem Set 6.4

- $2^x = 8 = 2^3; x = 3$
- $x = 5^2 = 25$
- $x = 4^{3/2} = 8$
- $x^4 = 64$
 $x = \sqrt[4]{64} = 2\sqrt{2}$
- $\log_9 \left(\frac{x}{3} \right) = \frac{1}{2}$
 $\frac{x}{3} = 9^{1/2} = 3$
 $x = 9$
- $4^3 = \frac{1}{2x}$
 $x = \frac{1}{2 \cdot 4^3} = \frac{1}{128}$
- $\log_2(x+3) - \log_2 x = 2$
 $\log_2 \frac{x+3}{x} = 2$
 $\frac{x+3}{x} = 2^2 = 4$
 $x+3 = 4x$
 $x = 1$
- $\log_5(x+3) - \log_5 x = 1$
 $\log_5 \frac{x+3}{x} = 1$
 $\frac{x+3}{x} = 5^1 = 5$

$$x + 3 = 5x$$

$$x = \frac{3}{4}$$

- $\log_5 12 = \frac{\ln 12}{\ln 5} \approx 1.544$
- $\log_7 0.11 = \frac{\ln 0.11}{\ln 7} \approx -1.1343$
- $\log_{11}(8.12)^{1/5} = \frac{1}{5} \frac{\ln 8.12}{\ln 11} \approx 0.1747$
- $\log_{10}(8.57)^7 = 7 \frac{\ln 8.57}{\ln 10} \approx 6.5309$
- $x \ln 2 = \ln 17$
 $x = \frac{\ln 17}{\ln 2} \approx 4.08746$
- $x \ln 5 = \ln 13$
 $x = \frac{\ln 13}{\ln 5} \approx 1.5937$
- $(2s - 3) \ln 5 = \ln 4$
 $2s - 3 = \frac{\ln 4}{\ln 5}$
 $s = \frac{1}{2} \left(3 + \frac{\ln 4}{\ln 5} \right) \approx 1.9307$
- $\frac{1}{\theta - 1} \ln 12 = \ln 4$
 $\frac{\ln 12}{\ln 4} = \theta - 1$
 $\theta = 1 + \frac{\ln 12}{\ln 4} \approx 2.7925$
- $D_x(6^{2x}) = 6^{2x} \ln 6 \cdot D_x(2x) = 2 \cdot 6^{2x} \ln 6$
- $D_x(3^{2x^2-3x}) = 3^{2x^2-3x} \ln 3 \cdot D_x(2x^2 - 3x)$
 $= (4x - 3) \cdot 3^{2x^2-3x} \ln 3$
- $D_x \log_3 e^x = \frac{1}{e^x \ln 3} \cdot D_x e^x$
 $= \frac{e^x}{e^x \ln 3} = \frac{1}{\ln 3} \approx 0.9102$
Alternate method:
 $D_x \log_3 e^x = D_x(x \log_3 e) = \log_3 e$
 $= \frac{\ln e}{\ln 3} = \frac{1}{\ln 3} \approx 0.9102$

$$20. D_x \log_{10}(x^3 + 9) = \frac{1}{(x^3 + 9) \ln 10} \cdot D_x(x^3 + 9)$$

$$= \frac{3x^2}{(x^3 + 9) \ln 10}$$

$$21. D_z[3^z \ln(z+5)]$$

$$= 3^z \cdot \frac{1}{z+5} (1) + \ln(z+5) \cdot 3^z \ln 3$$

$$= 3^z \left[\frac{1}{z+5} + \ln(z+5) \ln 3 \right]$$

$$22. D_\theta \sqrt{\log_{10}(3^{\theta^2 - \theta})} = D_\theta \sqrt{(\theta^2 - \theta) \log_{10} 3}$$

$$= D_\theta \sqrt{\frac{(\theta^2 - \theta) \ln 3}{\ln 10}} = \sqrt{\frac{\ln 3}{\ln 10}} \cdot D_\theta \sqrt{\theta^2 - \theta}$$

$$= \sqrt{\frac{\ln 3}{\ln 10}} \cdot \frac{1}{2} (\theta^2 - \theta)^{-1/2} (2\theta - 1)$$

$$= \frac{2\theta - 1}{2\sqrt{\theta^2 - \theta}} \sqrt{\frac{\ln 3}{\ln 10}}$$

$$23. \text{Let } u = x^2 \text{ so } du = 2x dx.$$

$$\int x \cdot 2x^2 dx = \frac{1}{2} \int 2^u du = \frac{1}{2} \cdot \frac{2^u}{\ln 2} + C$$

$$= \frac{2^{x^2}}{2 \ln 2} + C = \frac{2^{x^2 - 1}}{\ln 2} + C$$

$$24. \text{Let } u = 5x - 1, \text{ so } du = 5 dx.$$

$$\int 10^{5x-1} dx = \frac{1}{5} \int 10^u du = \frac{1}{5} \cdot \frac{10^u}{\ln 10} + C$$

$$= \frac{10^{5x-1}}{5 \ln 10} + C$$

$$25. \text{Let } u = \sqrt{x}, \text{ so } du = \frac{1}{2\sqrt{x}} dx.$$

$$\int \frac{5^{\sqrt{x}}}{\sqrt{x}} dx = 2 \int 5^u du = 2 \cdot \frac{5^u}{\ln 5} + C$$

$$= \frac{2 \cdot 5^{\sqrt{x}}}{\ln 5} + C$$

$$\int_1^4 \frac{5^{\sqrt{x}}}{\sqrt{x}} dx = 2 \left[\frac{5^{\sqrt{x}}}{\ln 5} \right]_1^4 = 2 \left(\frac{25}{\ln 5} - \frac{5}{\ln 5} \right)$$

$$= \frac{40}{\ln 5} \approx 24.85$$

$$26. \int_0^1 (10^{3x} + 10^{-3x}) dx = \int_0^1 10^{3x} dx + \int_0^1 10^{-3x} dx$$

Let $u = 3x$, so $du = 3dx$.

$$\int 10^{3x} dx = \frac{1}{3} \int 10^u du = \frac{1}{3} \cdot \frac{10^u}{\ln 10} + C$$

$$= \frac{10^{3x}}{3 \ln 10} + C$$

Now let $u = -3x$, so $du = -3dx$.

$$\int 10^{-3x} dx = -\frac{1}{3} \int 10^u du = -\frac{1}{3} \cdot \frac{10^u}{\ln 10} + C$$

$$= -\frac{10^{-3x}}{3 \ln 10} + C$$

$$\text{Thus, } \int_0^1 (10^{3x} + 10^{-3x}) dx = \left[\frac{10^{3x} - 10^{-3x}}{3 \ln 10} \right]_0^1$$

$$= \frac{1}{3 \ln 10} \left(1000 - \frac{1}{1000} \right) = \frac{999,999}{3000 \ln 10}$$

$$\approx 144.76$$

$$27. \frac{d}{dx} 10^{(x^2)} = 10^{(x^2)} \ln 10 \frac{d}{dx} x^2 = 10^{(x^2)} 2x \ln 10$$

$$\frac{d}{dx} (x^2)^{10} = \frac{d}{dx} x^{20} = 20x^{19}$$

$$\frac{dy}{dx} = \frac{d}{dx} [10^{(x^2)} + (x^2)^{10}]$$

$$= 10^{(x^2)} 2x \ln 10 + 20x^{19}$$

$$28. \frac{d}{dx} \sin^2 x = 2 \sin x \frac{d}{dx} \sin x = 2 \sin x \cos x$$

$$\frac{d}{dx} 2^{\sin x} = 2^{\sin x} \ln 2 \frac{d}{dx} \sin x = 2^{\sin x} \ln 2 \cos x$$

$$\frac{dy}{dx} = \frac{d}{dx} (\sin^2 x + 2^{\sin x})$$

$$= 2 \sin x \cos x + 2^{\sin x} \cos x \ln 2$$

$$29. \frac{d}{dx} x^{\pi+1} = (\pi+1)x^\pi$$

$$\frac{d}{dx} (\pi+1)^x = (\pi+1)^x \ln(\pi+1)$$

$$\frac{dy}{dx} = \frac{d}{dx} [x^{\pi+1} + (\pi+1)^x]$$

$$= (\pi+1)x^\pi + (\pi+1)^x \ln(\pi+1)$$

$$30. \frac{d}{dx} 2^{(e^x)} = 2^{(e^x)} \ln 2 \frac{d}{dx} e^x = 2^{(e^x)} e^x \ln 2$$

$$\frac{d}{dx} (2^e)^x = (2^e)^x \ln 2^e = (2^e)^x e \ln 2$$

$$\frac{dy}{dx} = \frac{d}{dx} [2^{(e^x)} + (2^e)^x]$$

$$= 2^{(e^x)} e^x \ln 2 + (2^e)^x e \ln 2$$

$$31. y = (x^2 + 1)^{\ln x} = e^{(\ln x) \ln(x^2 + 1)}$$

$$\frac{dy}{dx} = e^{(\ln x) \ln(x^2 + 1)} \frac{d}{dx} [(\ln x) \ln(x^2 + 1)]$$

$$= e^{(\ln x) \ln(x^2 + 1)} \left[\frac{1}{x} \ln(x^2 + 1) + \ln x \frac{2x}{x^2 + 1} \right]$$

$$= (x^2 + 1)^{\ln x} \left(\frac{\ln(x^2 + 1)}{x} + \frac{2x \ln x}{x^2 + 1} \right)$$

$$32. y = (\ln x^2)^{2x+3} = e^{(2x+3) \ln(\ln x^2)}$$

$$\frac{dy}{dx} = e^{(2x+3) \ln(\ln x^2)} \frac{d}{dx} [(2x+3) \ln(\ln x^2)]$$

$$= e^{(2x+3) \ln(\ln x^2)} \left[2 \ln(\ln x^2) + (2x+3) \frac{1}{\ln x^2} \frac{1}{x^2} (2x) \right]$$

$$= \underbrace{(2 \ln x)}_{\ln x^2}^{2x+3} \left[\frac{2 \ln(2 \ln x)}{\ln x^2} + \frac{2x+3}{x \ln x} \right]$$

$$33. f(x) = x^{\sin x} = e^{\sin x \ln x}$$

$$f'(x) = e^{\sin x \ln x} \frac{d}{dx} (\sin x \ln x)$$

$$= e^{\sin x \ln x} \left[(\sin x) \left(\frac{1}{x} \right) + (\cos x) (\ln x) \right]$$

$$= x^{\sin x} \left(\frac{\sin x}{x} + \cos x \ln x \right)$$

$$f'(1) = 1^{\sin 1} \left(\frac{\sin 1}{1} + \cos 1 \ln 1 \right) = \sin 1 \approx 0.8415$$

$$34. f(e) = \pi^e \approx 22.46$$

$$g(e) = e^\pi \approx 23.14$$

$g(e)$ is larger than $f(e)$.

$$f'(x) = \frac{d}{dx} \pi^x = \pi^x \ln \pi$$

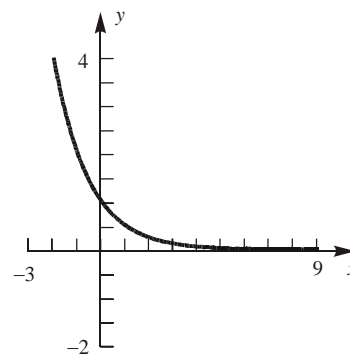
$$f'(e) = \pi^e \ln \pi \approx 25.71$$

$$g'(x) = \frac{d}{dx} x^\pi = \pi x^{\pi-1}$$

$$g'(e) = \pi e^{\pi-1} \approx 26.74$$

$g'(e)$ is larger than $f'(e)$.

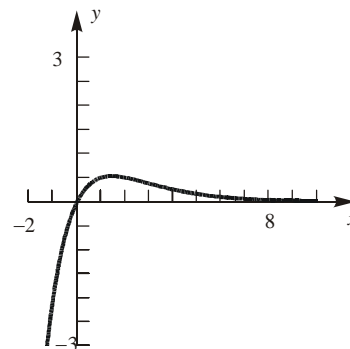
35. $f(x) = 2^{-x} = e^{(\ln 2)(-x)}$ Domain = $(-\infty, \infty)$
 $f'(x) = (-\ln 2)2^{-x}$, $f''(x) = (\ln 2)^2 2^{-x}$
 Since $f'(x) < 0$ for all x , f is decreasing on $(-\infty, \infty)$.
 Since $f''(x) > 0$ for all x , f is concave upward on $(-\infty, \infty)$.
 Since f and f' are both monotonic, there are no extreme values or points of inflection.



36. $f(x) = x2^{-x}$ Domain = $(-\infty, \infty)$
 $f'(x) = [1 - (\ln 2)x]2^{-x}$,
 $f''(x) = (\ln 2)[(\ln 2)x - 2]2^{-x}$

x	$(-\infty, \frac{1}{\ln 2})$	$\frac{1}{\ln 2}$	$(\frac{1}{\ln 2}, \frac{2}{\ln 2})$	$\frac{2}{\ln 2}$	$(\frac{2}{\ln 2}, \infty)$
f'	+	0	-	-	-
f''	-	-	-	0	+

f is increasing on $(-\infty, \frac{1}{\ln 2}]$ and decreasing on $[\frac{1}{\ln 2}, \infty)$. f has a maximum at $(\frac{1}{\ln 2}, \frac{1}{e \ln 2})$
 f is concave up on $(\frac{2}{\ln 2}, \infty)$ and concave down on $(-\infty, \frac{2}{\ln 2})$. f has a point of inflection at $(\frac{2}{\ln 2}, \frac{2}{e^2 \ln 2})$

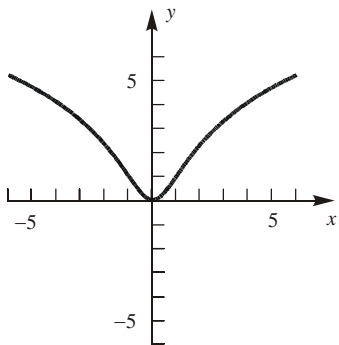


37. $f(x) = \log_2(x^2 + 1) = \frac{\ln(x^2 + 1)}{\ln 2}$. Since $x^2 + 1 > 0$ for all x , domain = $(-\infty, \infty)$

$$f'(x) = \left(\frac{2}{\ln 2}\right)\left(\frac{x}{x^2 + 1}\right), \quad f''(x) = \left(\frac{2}{\ln 2}\right)\left(\frac{1 - x^2}{(x^2 + 1)^2}\right)$$

x	$(-\infty, -1)$	-1	$(-1, 0)$	0	$(0, 1)$	1	$(1, \infty)$
f'	-	-	-	0	+	+	+
f''	-	0	+	+	+	0	-

f is increasing on $[0, \infty)$ and decreasing on $(-\infty, 0]$. f has a minimum at $(0, 0)$
 f is concave up on $(-1, 1)$ and concave down on $(-\infty, -1) \cup (1, \infty)$. f has points of inflection at $(-1, 1)$ and $(1, 1)$

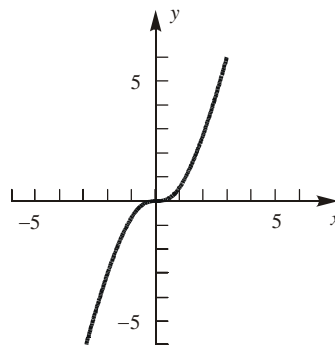


38. $f(x) = x \log_3(x^2 + 1) = \frac{x \ln(x^2 + 1)}{\ln 3}$. Since $x^2 + 1 > 0$ for all x , domain = $(-\infty, \infty)$

$$f'(x) = \frac{1}{\ln 3} \left[\frac{2x^2}{x^2 + 1} + \ln(x^2 + 1) \right], \quad f''(x) = \frac{2}{\ln 3} \left[\frac{x^3 + 3x}{x^2 + 1} \right]$$

x	$(-\infty, 0)$	0	$(0, \infty)$
f'	+	0	+
f''	-	0	+

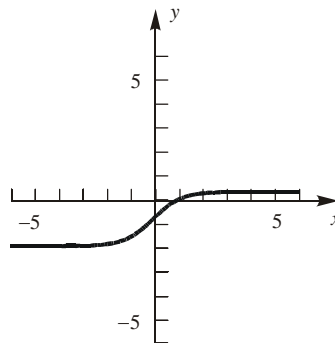
f is increasing on $(-\infty, \infty)$ and so has no extreme values. f is concave up on $(0, \infty)$ and concave down on $(-\infty, 0)$. f has a point of inflection at $(0, 0)$



39. $f(x) = \int_1^x 2^{-t^2} dt$ Domain = $(-\infty, \infty)$
 $f'(x) = 2^{-x^2}$, $f''(x) = -2(\ln 2)x2^{-x^2}$

x	$(-\infty, 0)$	0	$(0, \infty)$
f'	+	+	+
f''	+	0	-

f is increasing on $(-\infty, \infty)$ and so has no extreme values.
 f is concave up on $(-\infty, 0)$ and concave down on $(0, \infty)$. f has a point of inflection at $(0, \int_1^0 2^{-t^2} dt) \approx (0, -0.81)$



40. $f(x) = \int_0^x \log_{10}(t^2 + 1) dt$. Since $\log_{10}(t^2 + 1)$ has domain $= (-\infty, \infty)$, f also has domain $= (-\infty, \infty)$

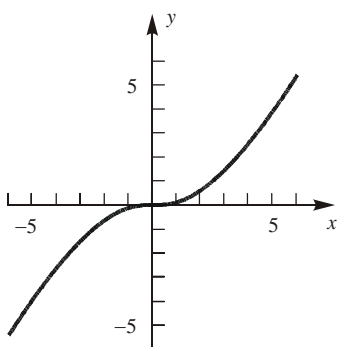
$$f'(x) = \log_{10}(x^2 + 1) = \frac{\ln(x^2 + 1)}{\ln 10},$$

$$f''(x) = \left(\frac{1}{\ln 10} \right) \left(\frac{2x}{x^2 + 1} \right)$$

x	$(-\infty, 0)$	0	$(0, \infty)$
f'	+	0	+
f''	-	0	+

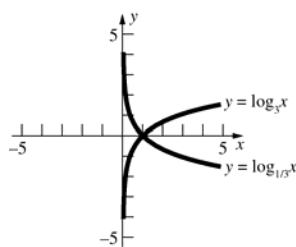
f is increasing on $(-\infty, \infty)$ and so has no extreme values.

f is concave up on $(0, \infty)$ and concave down on $(-\infty, 0)$. f has a point of inflection at $(0, 0)$



41. $\log_{1/2} x = \frac{\ln x}{\ln \frac{1}{2}} = \frac{\ln x}{-\ln 2} = -\log_2 x$

42.



43. $M = 0.67 \log_{10}(0.37E) + 1.46$

$$\log_{10}(0.37E) = \frac{M - 1.46}{0.67}$$

$$E = \frac{10^{\frac{M-1.46}{0.67}}}{0.37}$$

Evaluating this expression for $M = 7$ and $M = 8$ gives $E \approx 5.017 \times 10^8$ kW-h and

$E \approx 1.560 \times 10^{10}$ kW-h, respectively.

44. $115 = 20 \log_{10}(121.3P)$

$$\log_{10}(121.3P) = 5.75$$

$$P = \frac{10^{5.75}}{121.3} \approx 4636 \text{ lb/in.}^2$$

45. If r is the ratio between the frequencies of successive notes, then the frequency of $\bar{C} = r^{12}$ (the frequency of C). Since \bar{C} has twice the frequency of C , $r = 2^{1/12} \approx 1.0595$
Frequency of $\bar{C} = 440(2^{1/12})^3 = 440\sqrt[4]{2} \approx 523.25$

46. Assume $\log_2 3 = \frac{p}{q}$ where p and q are integers, $q \neq 0$. Then $2^{p/q} = 3$ or $2^p = 3^q$. But

$2^p = 2 \cdot 2 \dots 2$ (p times) and has only powers of 2 as factors and $3^q = 3 \cdot 3 \dots 3$ (q times) and has only powers of 3 as factors.

$2^p = 3^q$ only for $p = q = 0$ which contradicts our assumption, so $\log_2 3$ cannot be rational.

47. If $y = A \cdot b^x$, then $\ln y = \ln A + x \ln b$, so the $\ln y$ vs. x plot will be linear.

If $y = C \cdot x^d$, then $\ln y = \ln C + d \ln x$, so the $\ln y$ vs. $\ln x$ plot will be linear.

48. WRONG 1:

$$y = f(x)^{g(x)}$$

$$y' = g(x)f(x)^{g(x)-1} f'(x)$$

WRONG 2:

$$y = f(x)^{g(x)}$$

$$y' = f(x)^{g(x)} (\ln f(x)) \cdot g'(x) = f(x)^{g(x)} g'(x) \ln f(x)$$

RIGHT:

$$y = f(x)^{g(x)} = e^{g(x) \ln f(x)}$$

$$y' = e^{g(x) \ln f(x)} \frac{d}{dx} [g(x) \ln f(x)]$$

$$= f(x)^{g(x)} \left[g'(x) \ln f(x) + g(x) \frac{1}{f(x)} f'(x) \right]$$

$$= f(x)^{g(x)} g'(x) \ln f(x) + f(x)^{g(x)-1} g(x) f'(x)$$

Note that RIGHT = WRONG 2 + WRONG 1.

49. $f(x) = (x^x)^x = x^{(x^2)} \neq x^{(x^x)} = g(x)$
 $f(x) = x^{(x^2)} = e^{x^2 \ln x}$
 $f'(x) = e^{x^2 \ln x} \frac{d}{dx}(x^2 \ln x)$
 $= e^{x^2 \ln x} \left(2x \ln x + x^2 \cdot \frac{1}{x} \right)$
 $= x^{(x^2)} (2x \ln x + x)$

$$g(x) = x^{(x^x)} = e^{x^x \ln x}$$

Using the result from Example 5

$$\left(\frac{d}{dx} x^x = x^x (1 + \ln x) \right):$$

$$g'(x) = e^{x^x \ln x} \frac{d}{dx}(x^x \ln x)$$

$$= e^{x^x \ln x} \left[x^x (1 + \ln x) \ln x + x^x \cdot \frac{1}{x} \right]$$

$$= x^{(x^x)} x^x \left[(1 + \ln x) \ln x + \frac{1}{x} \right]$$

$$= x^{x^x + x} \left[\ln x + (\ln x)^2 + \frac{1}{x} \right]$$

50. $f(x) = \frac{a^x - 1}{a^x + 1}$
 $f'(x) = \frac{(a^x + 1)a^x \ln a - (a^x - 1)a^x \ln a}{(a^x + 1)^2} = \frac{2a^x \ln a}{(a^x + 1)^2}$

Since a is positive, a^x is always positive.

$(a^x + 1)^2$ is also always positive, thus $f'(x) > 0$ if $\ln a > 0$ and $f'(x) < 0$ if $\ln a < 0$. $f(x)$ is either always increasing or always decreasing, depending on a , so $f(x)$ has an inverse.

$$y = \frac{a^x - 1}{a^x + 1}$$

$$y(a^x + 1) = a^x - 1$$

$$a^x(y - 1) = -1 - y$$

$$a^x = \frac{1 + y}{1 - y}$$

$$x \ln a = \ln \frac{1 + y}{1 - y}$$

$$x = \frac{\ln \frac{1 + y}{1 - y}}{\ln a} = \log_a \frac{1 + y}{1 - y}$$

$$f^{-1}(y) = \log_a \frac{1 + y}{1 - y}$$

$$f^{-1}(x) = \log_a \frac{1 + x}{1 - x}$$

51. a. Let $g(x) = \ln f(x) = \ln \left(\frac{x^a}{a^x} \right) = a \ln x - x \ln a$.

$$g'(x) = \left(\frac{a}{x} \right) - \ln a$$

$$g'(x) < 0 \text{ when } x > \frac{a}{\ln a}, \text{ so as } x \rightarrow \infty \text{ } g(x)$$

is decreasing. $g''(x) = -\frac{a}{x^2}$, so $g(x)$ is

concave down. Thus, $\lim_{x \rightarrow \infty} g(x) = -\infty$, so

$$\lim_{x \rightarrow \infty} f(x) = \lim_{x \rightarrow \infty} e^{g(x)} = 0.$$

b. Again let $g(x) = \ln f(x) = a \ln x - x \ln a$. Since $y = \ln x$ is an increasing function, $f(x)$ is maximized when $g(x)$ is maximized.

$$g'(x) = \left(\frac{a}{x} \right) - \ln a, \text{ so } g'(x) > 0 \text{ on } \left(0, \frac{a}{\ln a} \right)$$

and $g'(x) < 0$ on $\left(\frac{a}{\ln a}, \infty \right)$.

Therefore, $g(x)$ (and hence $f(x)$) is

maximized at $x_0 = \frac{a}{\ln a}$.

c. Note that $x^a = a^x$ is equivalent to $g(x) = 0$.

By part b., $g(x)$ is maximized at $x_0 = \frac{a}{\ln a}$.

If $a = e$, then

$$g(x_0) = g\left(\frac{e}{\ln e}\right) = g(e) = e \ln e - e \ln e = 0.$$

Since $g(x) < g(x_0) = 0$ for all $x \neq x_0$, the equation $g(x) = 0$ (and hence $x^a = a^x$) has just one positive solution. If $a \neq e$, then

$$g(x_0) = g\left(\frac{a}{\ln a}\right) = a \ln \left(\frac{a}{\ln a} \right) - \frac{a}{\ln a} (\ln a)$$

$$= a \left[\ln \left(\frac{a}{\ln a} \right) - 1 \right].$$

Now $\frac{a}{\ln a} > e$ (justified below), so

$$g(x_0) = a \left[\ln \frac{a}{\ln a} - 1 \right] > a(\ln e - 1) = 0. \text{ Since}$$

$g'(x) > 0$ on $(0, x_0)$, $g(x_0) > 0$, and

$\lim_{x \rightarrow 0} g(x) = -\infty$, $g(x) = 0$ has exactly one

solution on $(0, x_0)$.

Since $g'(x) < 0$ on (x_0, ∞) ,

$g(x_0) > 0$, and $\lim_{x \rightarrow \infty} g(x) = -\infty$, $g(x) = 0$ has

exactly one solution on (x_0, ∞) . Therefore,

the equation $g(x) = 0$ (and hence $x^a = a^x$) has exactly two positive solutions.

To show that $\frac{a}{\ln a} > e$ when $a \neq e$:

Consider the function $h(x) = \frac{x}{\ln x}$, for $x > 1$.

$$h'(x) = \frac{\ln(x)(1) - x\left(\frac{1}{x}\right)}{(\ln x)^2} = \frac{\ln x - 1}{(\ln x)^2}$$

Note that $h'(x) < 0$ on $(1, e)$ and $h'(x) > 0$ on (e, ∞) , so $h(x)$ has its minimum at (e, e) .

Therefore $\frac{x}{\ln x} > e$ for all $x \neq e, x > 1$.

- d.** For the case $a = e$, part c. shows that $g(x) = e \ln x - x \ln e < 0$ for $x \neq e$.

Therefore, when $x \neq e$, $\ln x^e < \ln e^x$, which implies $x^e < e^x$. In particular, $\pi^e < e^\pi$.

- 52. a.** $f_u(x) = x^u e^{-x}$
 $f'_u(x) = ux^{u-1}e^{-x} - x^u e^{-x} = (u-x)x^{u-1}e^{-x}$
 Since $f'_u(x) > 0$ on $(0, u)$ and $f'_u(x) < 0$ on (u, ∞) , $f_u(x)$ attains its maximum at $x_0 = u$.

- b.** $f_u(u) > f_u(u+1)$ means
 $u^u e^{-u} > (u+1)^u e^{-(u+1)}$.

Multiplying by $\frac{e^{u+1}}{u^u}$ gives $e > \left(\frac{u+1}{u}\right)^u$.

$f_{u+1}(u+1) > f_{u+1}(u)$ means
 $(u+1)^{u+1} e^{-(u+1)} > u^{u+1} e^{-u}$.

Multiplying by $\frac{e^{u+1}}{u^{u+1}}$ gives $\left(\frac{u+1}{u}\right)^{u+1} > e$.

Combining the two inequalities,

$$\left(\frac{u+1}{u}\right)^u < e < \left(\frac{u+1}{u}\right)^{u+1}.$$

- c.** From part b., $e < \left(\frac{u+1}{u}\right)^{u+1}$.

Multiplying by $\frac{u}{u+1}$ gives

$$\frac{u}{u+1} e < \left(\frac{u+1}{u}\right)^u.$$

We showed $\left(\frac{u+1}{u}\right)^u < e$ in part b., so

$$\frac{u}{u+1} e < \left(\frac{u+1}{u}\right)^u < e.$$

Since $\lim_{u \rightarrow \infty} \frac{u}{u+1} e = e$, this implies that

$$\lim_{u \rightarrow \infty} \left(\frac{u+1}{u}\right)^u = e, \text{ i.e., } \lim_{u \rightarrow \infty} \left(1 + \frac{1}{u}\right)^u = e.$$

- 53.** $f(x) = x^x = e^{x \ln x}$

Let $g(x) = x \ln x$.

Using L'Hôpital's Rule,

$$\begin{aligned} \lim_{x \rightarrow 0^+} g(x) &= \lim_{x \rightarrow 0^+} \frac{\ln x}{\frac{1}{x}} \\ &= \lim_{x \rightarrow 0^+} \frac{\frac{1}{x}}{-\frac{1}{x^2}} = \lim_{x \rightarrow 0^+} (-x) = 0 \end{aligned}$$

Therefore, $\lim_{x \rightarrow 0^+} x^x = e^0 = 1$.

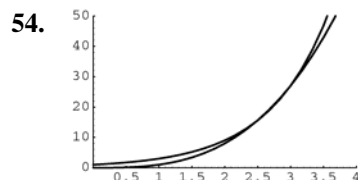
$$g'(x) = 1 + \ln x$$

Since $g'(x) < 0$ on $(0, 1/e)$ and $g'(x) > 0$ on $(1/e, \infty)$, $g(x)$ has its minimum at $x = \frac{1}{e}$.

Therefore, $f(x)$ has its minimum at $(e^{-1}, e^{-1/e})$.

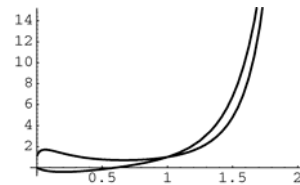
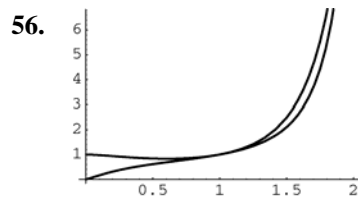
Note: this point could also be written as

$$\left(\frac{1}{e}, \left(\frac{1}{e}\right)^{\frac{1}{e}}\right).$$



$(2.4781, 15.2171), (3, 27)$

- 55.** $\int_0^{4\pi} x^{\sin x} dx \approx 20.2259$



57. a. In order of increasing slope, the graphs represent the curves $y = 2^x$, $y = 3^x$, and $y = 4^x$.
- b. $\ln y$ is linear with respect to x , and at $x = 0$, $y = 1$ since $C = 1$.
- c. The graph passes through the points (0.2, 4) and (0.6, 8). Thus, $4 = Cb^{0.2}$ and $8 = Cb^{0.6}$. Dividing the second equation by the first, gets $2 = b^{0.4}$ so $b = 2^{5/2}$. Therefore $C = 2^{3/2}$.

58. The graph of the equation whose log-log plot has negative slope contains the points (2, 7) and (7, 2).

$$\text{Thus, } 7 = C2^r \text{ and } 2 = C7^r, \text{ so } \frac{7}{2} = \left(\frac{2}{7}\right)^r.$$

$$\ln \frac{7}{2} = r \ln \frac{2}{7} \Rightarrow r = \frac{\ln 7 - \ln 2}{\ln 2 - \ln 7} = -1 \text{ and } C = 14.$$

Hence, one equation is $y = 14x^{-1}$.

The graph of one equation contains the points (7, 30) and (10, 70). Thus, $30 = C7^r$ and

$$70 = C10^r, \text{ so } \frac{3}{7} = \left(\frac{7}{10}\right)^r$$

$$\ln \frac{3}{7} = r \ln \frac{7}{10} \Rightarrow r = \frac{\ln 3 - \ln 7}{\ln 7 - \ln 10} \approx 2.38 \text{ and}$$

$C \approx 30 \cdot 7^{-2.38} \approx 0.29$. Hence, another equation is $y = 0.29x^{2.38}$.

The graph of another equation contains the points (1, 2) and (7, 5). Thus, $2 = C1^r$ and $5 = C7^r$, so $C = 2$ and

$$\ln 5 - \ln 2 = r \ln 7 \Rightarrow r = \frac{\ln 5 - \ln 2}{\ln 7} \approx 0.47.$$

Hence, the last equation is $y = 2x^{0.47}$.

The given answers are only approximate. Student answers may also vary.

6.5 Concepts Review

- ky ; $ky(L - y)$
- $2^3 = 8$
- half-life
- $(1 + h)^{1/h}$

Problem Set 6.5

- $k = -6$, $y_0 = 4$, so $y = 4e^{-6t}$
- $k = 6$, $y_0 = 1$, so $y = e^{6t}$
- $k = 0.005$, so $y = y_0 e^{0.005t}$
 $y(10) = y_0 e^{0.005(10)} = y_0 e^{0.05}$
 $y(10) = 2 \Rightarrow y_0 = \frac{2}{e^{0.05}}$
 $y = \frac{2}{e^{0.05}} e^{0.005t} = 2e^{0.005t - 0.05} = 2e^{0.005(t-10)}$
- $k = -0.003$, so $y = y_0 e^{-0.003t}$
 $y(-2) = y_0 e^{(-0.003)(-2)} = y_0 e^{0.006}$
 $y(-2) = 3 \Rightarrow y_0 = \frac{3}{e^{0.006}}$
 $y = \frac{3}{e^{0.006}} e^{-0.003t} = 3e^{-0.003t - 0.006} = 3e^{-0.003(t+2)}$
- $y_0 = 10,000$, $y(10) = 20,000$
 $20,000 = 10,000 e^{k(10)}$
 $2 = e^{10k}$
 $\ln 2 = 10k$; $k = \frac{\ln 2}{10}$
 $y = 10,000 e^{((\ln 2)/10)t} = 10,000 \cdot 2^{t/10}$
 After 25 days, $y = 10,000 \cdot 2^{2.5} \approx 56,568$.
- Since the growth is exponential and it doubles in 10 days (from $t = 0$ to $t = 10$), it will always double in 10 days.
- $3y_0 = y_0 e^{((\ln 2)/10)t}$
 $3 = e^{((\ln 2)/10)t}$
 $\ln 3 = \frac{\ln 2}{10} t$
 $t = \frac{10 \ln 3}{\ln 2} \approx 15.8 \text{ days}$

8. Let $P(t)$ = population (in millions) in year 1790 + t .

In 1960, $t = 170$.

$$P(t) = P_0 e^{kt}$$

$$178 = 3.9e^{170k}$$

$$45.64 = e^{170k}$$

$$k = \frac{\ln 45.64}{170} \approx 0.02248$$

In 2000, $t = 210$

$$P(210) \approx 3.9e^{0.02248 \cdot 210} \approx 438$$

The model predicts that the population will be about 438 million. The actual number, 275 million, is quite a bit smaller because the rate of growth has declined in recent decades.

9. 1 year: (4.5 million) $(1.032) \approx 4.64$ million
 2 years: (4.5 million) $(1.032)^2 \approx 4.79$ million
 10 years: (4.5 million) $(1.032)^{10} \approx 6.17$ million
 100 years: (4.5 million) $(1.032)^{100} \approx 105$ million

10. $y = y_0 e^{kt}$

$$1.032A = Ae^{k(1)}$$

$$k = \ln 1.032 \approx 0.03150$$

At $t = 100$, $y = 4.5e^{(0.03150)(100)} \approx 105$.

After 100 years, the population will be about 105 million.

11. The formula to use is $y = y_0 e^{kt}$, where y = population after t years, y_0 = population at time $t = 0$, and k is the rate of growth. We are given

$$235,000 = y_0 e^{k(12)} \quad \text{and}$$

$$164,000 = y_0 e^{k(5)}$$

Dividing one equation by the other yields

$$1.43293 = e^{12k-5k} = e^{7k} \quad \text{or}$$

$$k = \frac{\ln(1.43293)}{7} \approx 0.0513888$$

Thus $y_0 = \frac{235,000}{e^{12(0.0513888)}} = 126,839$.

12. The formula to use is $y = y_0 e^{kt}$, where y = mass t months after initial measurement, y_0 = mass at time of initial measurement, and k is the rate of growth. We are given

$$6.76 = 4e^{k(4)} \quad \text{so that}$$

$$k = \frac{1}{4} \ln \left(\frac{6.76}{4} \right) = \frac{0.5247}{4} \approx 0.1312$$

Thus, 6 months before the initial measurement, the mass was $y = 4e^{(0.1312)(-6)} \approx 1.82$ grams. The tumor would have been detectable at that time.

13. $\frac{1}{2} = e^{k(700)}$ and $y_0 = 10$

$$-\ln 2 = 700k$$

$$k = -\frac{\ln 2}{700} \approx -0.00099$$

$$y = 10e^{-0.00099t}$$

At $t = 300$, $y = 10e^{-0.00099 \cdot 300} \approx 7.43$.

After 300 years there will be about 7.43 g.

14. $0.85 = e^{k(2)}$

$$\ln 0.85 = 2k$$

$$k = \frac{\ln 0.85}{2} \approx -0.0813$$

$$\frac{1}{2} = e^{-0.0813t}$$

$$-\ln 2 = -0.0813t$$

$$t = \frac{\ln 2}{0.0813} \approx 8.53$$

The half-life is about 8.53 days.

15. The basic formula is $y = y_0 e^{kt}$. If t_* denotes the half-life of the material, then (see Example 3)

$$\frac{1}{2} = e^{kt_*} \quad \text{or} \quad k = \frac{\ln(0.5)}{t_*}. \quad \text{Thus}$$

$$k_C = \frac{-0.693}{30.22} = -0.0229 \quad \text{and} \quad k_S = \frac{-0.693}{28.8} = -0.0241$$

To find when 1% of each material will remain, we

use $0.01y_0 = y_0 e^{kt}$ or $t = \frac{\ln(0.01)}{k}$. Thus

$$t_C = \frac{-4.6052}{-0.0229} \approx 201 \text{ years (2187)} \quad \text{and}$$

$$t_S = \frac{-4.6052}{-0.0241} \approx 191 \text{ years (2177)}$$

16. The basic formula is $y = y_0 e^{kt}$. We are given

$$15.231 = y_0 e^{k(2)} \quad \text{and} \quad 9.086 = y_0 e^{k(8)}$$

Dividing one equation by the other gives

$$\frac{15.231}{9.086} = e^{k(2)-k(8)} = e^{k(-6)} \quad \text{so} \quad k = -0.0861$$

$$\text{Thus} \quad y_0 = \frac{15.231}{e^{(-0.0861)(2)}} \approx 18.093 \text{ grams.}$$

To find the half-life:

$$t_* = \frac{\ln(0.5)}{k} = \frac{-0.693}{-0.0861} \approx 8 \text{ days}$$

17. $\frac{1}{2} = e^{5730k}$
 $k = \frac{\ln\left(\frac{1}{2}\right)}{5730} \approx -1.210 \times 10^{-4}$
 $0.7y_0 = y_0 e^{(-1.210 \times 10^{-4})t}$
 $t = \frac{\ln 0.7}{-1.210 \times 10^{-4}} \approx 2950$
 The fort burned down about 2950 years ago.
18. $\frac{1}{2} = e^{5730k}$
 $k = \frac{\ln\left(\frac{1}{2}\right)}{5730} \approx -1.210 \times 10^{-4}$
 $0.51y_0 = y_0 e^{(-1.210 \times 10^{-4})t}$
 $t = \frac{\ln 0.51}{-1.210 \times 10^{-4}} \approx 5565$
 The body was buried about 5565 years ago.
19. From Example 4, $T(t) = T_1 + (T_0 - T_1)e^{kt}$. In this problem, $200 = T(0.5) = 75 + (300 - 75)e^{k(0.5)}$ so
 $k = \frac{\ln\left(\frac{125}{225}\right)}{0.5} = -1.1756$ and
 $T(3) = 75 + 225e^{(-1.1756)(3)} = 81.6^\circ \text{F}$
20. From Example 4, $T(t) = T_1 + (T_0 - T_1)e^{kt}$. In this problem, $0 = T(5) = 24 + (-20 - 24)e^{k(5)}$ so
 $k = \frac{\ln\left(\frac{-24}{-44}\right)}{5} = -0.1212$; the thermometer will register 20°C when $20 = 24 + (-44)e^{-0.1212t}$ or
 $t = \frac{\ln\left(\frac{-4}{-44}\right)}{-0.1212} = 19.78 \text{ min.}$
21. From Example 4, $T(t) = T_1 + (T_0 - T_1)e^{kt}$. In this problem, $70 = T(5) = 90 + (26 - 90)e^{k(5)}$ so
 $k = \frac{\ln\left(\frac{-20}{-64}\right)}{5} = -0.2326$ and
 $T(10) = 90 - 64e^{(-0.2326)(10)} = 90 - 64(0.0977) = 83.7^\circ \text{C}$

22. From Example 4, $T(t) = T_1 + (T_0 - T_1)e^{kt}$. In this problem, $250 = T(15) = 40 + (350 - 40)e^{k(15)}$ so
 $k = \frac{\ln\left(\frac{210}{310}\right)}{15} = -0.026$; the brownies will be 110°F when $110 = 40 + (310)e^{-0.026t}$ or
 $t = \frac{\ln\left(\frac{70}{310}\right)}{-0.026} = 57.2 \text{ min.}$

23. From Example 4, $T(t) = T_1 + (T_0 - T_1)e^{kt}$. Let $w =$ the time of death; then
 $82 = T(10 - w) = 70 + (98.6 - 70)e^{k(10-w)}$
 $76 = T(11 - w) = 70 + (98.6 - 70)e^{k(11-w)}$
 or $12 = 28.6e^{k(10-w)}$
 $6 = 28.6e^{k(11-w)}$
 Dividing: $2 = e^{k(-1)}$ or $k = \ln(0.5) = -0.693$

To find w :

$$12 = 28.6e^{-0.693(10-w)} \text{ so } 10 - w = \frac{\ln\left(\frac{12}{28.6}\right)}{-0.693} = 1.25$$

Therefore $w = 10 - 1.25 = 8.75 = 8:45 \text{ pm.}$

24. a. From example 4 of this section,

$$\frac{dT}{dt} = k(T - T_1) \text{ or}$$

$$\int \frac{dT}{T - T_1} = k dt \text{ or } \ln|T(t) - T_1| = kt + C$$

This gives $|T(t) - T_1| = e^{kt} e^C$. Now, if T_0 is the temperature at $t = 0$, $|T_0 - T_1| = e^C$ and the Law of Cooling becomes

$|T(t) - T_1| = |T_0 - T_1|e^{kt}$. Note that $T(t)$ is always between T_0 and T_1 so that

$|T(t) - T_1|$ and $|T_0 - T_1|$ always have the same sign; this simplifies the Law of Cooling to

$$T(t) - T_1 = (T_0 - T_1)e^{kt}$$

or

$$T(t) = T_1 + (T_0 - T_1)e^{kt}$$

- b. Since $T(t)$ is always between T_0 and T_1 , it follows that $e^{kt} = \frac{T(t) - T_1}{T_0 - T_1} < 1$ so that $k < 0$.

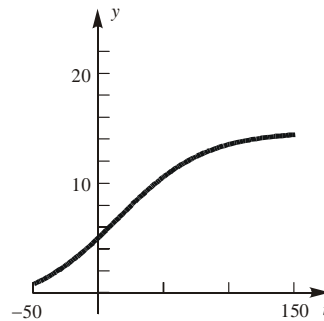
Hence

$$\lim_{t \rightarrow \infty} T(t) = T_1 + (T_0 - T_1) \lim_{t \rightarrow \infty} e^{kt} = T_1 + 0 = T_1$$

25. a. $(\$375)(1.035)^2 \approx \401.71
 b. $(\$375)\left(1 + \frac{0.035}{12}\right)^{24} \approx \402.15
 c. $(\$375)\left(1 + \frac{0.035}{365}\right)^{730} \approx \402.19
 d. $(\$375)e^{0.035 \cdot 2} \approx \402.19
26. a. $(\$375)(1.046)^2 = \410.29
 b. $(\$375)\left(1 + \frac{0.046}{12}\right)^{24} \approx \411.06
 c. $(\$375)\left(1 + \frac{0.046}{365}\right)^{730} \approx \411.13
 d. $(\$375)e^{0.046 \cdot 2} \approx \411.14
27. a. $\left(1 + \frac{0.06}{12}\right)^{12t} = 2$
 $1.005^{12t} = 2$
 $12t = \frac{\ln 2}{\ln 1.005}$ so $t = \frac{\ln 2}{12 \ln 1.005} \approx 11.58$
 It will take about 11.58 years or 11 years, 6 months, 29 days.
- b. $e^{0.06t} = 2 \Rightarrow t = \frac{\ln 2}{0.06} \approx 11.55$
 It will take about 11.55 years or 11 years, 6 months, and 18 days.
28. $\$20,000(1.025)^5 \approx \$22,628.16$
29. 1626 to 2000 is 374 years.
 $y = 24e^{0.06 \cdot 374} \approx \133.6 billion
30. $\$100(1.04)^{969} \approx \3.201×10^{18}
31. $1000e^{(0.05)(1)} = \$1051.27$
32. $A_0 e^{(0.05)(1)} = 1000$
 $A_0 = 1000e^{-0.05} \approx \951.23
33. If t is the doubling time, then
 $\left(1 + \frac{p}{100}\right)^t = 2$
 $t \ln\left(1 + \frac{p}{100}\right) = \ln 2$
 $t = \frac{\ln 2}{\ln\left(1 + \frac{p}{100}\right)} \approx \frac{\ln 2}{\frac{p}{100}} = \frac{100 \ln 2}{p} \approx \frac{70}{p}$

34. $\frac{dy}{dt} = ky(L-y)$
 $\frac{1}{y(L-y)} dy = k dt$
 $\left[\frac{1}{Ly} + \frac{1}{L(L-y)}\right] dy = k dt$
 $\frac{1}{L} \int \left(\frac{1}{y} + \frac{1}{L-y}\right) dy = \int k dt$
 $\frac{1}{L} [\ln|y| - \ln|L-y|] = kt + C_1$
 $\ln\left|\frac{y}{L-y}\right| = Lkt + LC_1$
 $\left|\frac{y}{L-y}\right| = e^{Lkt + LC_1} = e^{LC_1} \cdot e^{Lkt}$, so $\frac{y}{L-y} = Ce^{Lkt}$
 (Note that: $C = Ce^0 = Ce^{Lk \cdot 0}$)
 $= \frac{y(0)}{L-y(0)} = \frac{y_0}{L-y_0}$
 $y = LCe^{Lkt} - yCe^{Lkt}$
 $y + yCe^{Lkt} = LCe^{Lkt}$
 $y = \frac{LCe^{Lkt}}{1 + Ce^{Lkt}} = \frac{LC}{\frac{1}{e^{Lkt}} + C} = \frac{LC}{C + e^{-Lkt}}$
 $= \frac{L \cdot \frac{y_0}{L-y_0}}{\frac{y_0}{L-y_0} + e^{-Lkt}} = \frac{Ly_0}{y_0 + (L-y_0)e^{-Lkt}}$

35. $y = \frac{16(6.4)}{6.4 + (16-6.4)e^{-16(0.00186)t}}$
 $= \frac{102.4}{6.4 + 9.6e^{-0.02976t}}$



36. a. $\lim_{x \rightarrow 0} (1+x)^{1000} = 1^{1000} = 1$

b. $\lim_{x \rightarrow 0} 1^{1/x} = \lim_{x \rightarrow 0} 1 = 1$

c. $\lim_{x \rightarrow 0^+} (1+\varepsilon)^{1/x} = \lim_{n \rightarrow \infty} (1+\varepsilon)^n = \infty$

d. $\lim_{x \rightarrow 0^-} (1+\varepsilon)^{1/x} = \lim_{n \rightarrow \infty} \frac{1}{(1+\varepsilon)^n} = 0$

e. $\lim_{x \rightarrow 0} (1+x)^{1/x} = e$

37. a. $\lim_{x \rightarrow 0} (1-x)^{1/x} = \lim_{x \rightarrow 0} \frac{1}{[1+(-x)]^{1/(-x)}} = \frac{1}{e}$

b. $\lim_{x \rightarrow 0} (1+3x)^{1/x} = \lim_{x \rightarrow 0} \left[(1+3x)^{\frac{1}{3x}} \right]^3 = e^3$

c. $\lim_{n \rightarrow \infty} \left(\frac{n+2}{n} \right)^n = \lim_{n \rightarrow \infty} \left(1 + \frac{2}{n} \right)^n$
 $= \lim_{x \rightarrow 0^+} (1+2x)^{1/x}$
 $= \lim_{x \rightarrow 0^+} \left[(1+2x)^{\frac{1}{2x}} \right]^2 = e^2$

d. $\lim_{n \rightarrow \infty} \left(\frac{n-1}{n} \right)^{2n} = \lim_{n \rightarrow \infty} \left(1 - \frac{1}{n} \right)^{2n}$
 $= \lim_{x \rightarrow 0^+} (1-x)^{2/x}$
 $= \lim_{x \rightarrow 0^+} \left[(1-x)^{\frac{1}{-x}} \right]^{-2} = \frac{1}{e^2}$

38. $\frac{dy}{dt} = ay + b$

$$\int \frac{dy}{y + \frac{b}{a}} = \int a dt$$

$$\ln \left| y + \frac{b}{a} \right| = at + C$$

$$\left| y + \frac{b}{a} \right| = e^{at+C}; y + \frac{b}{a} = Ae^{at}$$

$$y = Ae^{at} - \frac{b}{a}$$

$$y_0 = A - \frac{b}{a} \Rightarrow A = y_0 + \frac{b}{a}$$

$$y = \left(y_0 + \frac{b}{a} \right) e^{at} - \frac{b}{a}$$

39. Let y = population in millions, $t = 0$ in 1985,
 $a = 0.012$, $b = 0.06$, $y_0 = 10$

$$\frac{dy}{dt} = 0.012y + 0.06$$

$$y = \left(10 + \frac{0.06}{0.012} \right) e^{0.012t} - \frac{0.06}{0.012} = 15e^{0.012t} - 5$$

From 1985 to 2010 is 25 years. At $t = 25$,
 $y = 15e^{0.012 \cdot 25} - 5 \approx 15.25$. The population in 2010
will be about 15.25 million.

40. Let $N(t)$ be the number of people who have heard
the news after t days. Then $\frac{dN}{dt} = k(L - N)$.

$$\int \frac{1}{L - N} dN = \int k dt$$

$$-\ln(L - N) = kt + C$$

$$L - N = e^{-kt - C}$$

$$N = L - Ae^{-kt}$$

$$N(0) = 0, \Rightarrow A = L$$

$$N(t) = L(1 - e^{-kt})$$

$$N(5) = \frac{L}{2} \Rightarrow \frac{L}{2} = L(1 - e^{-5k})$$

$$\frac{1}{2} = e^{-5k}$$

$$k = \frac{\ln \frac{1}{2}}{-5} \approx 0.1386$$

$$N(t) = L(1 - e^{-0.1386t})$$

$$0.99L = L(1 - e^{-0.1386t})$$

$$0.01 = e^{-0.1386t}$$

$$t = \frac{\ln 0.01}{-0.1386} \approx 33$$

99% of the people will have heard about the scandal
after 33 days.

41. If $f(t) = e^{kt}$, then $\frac{f'(t)}{f(t)} = \frac{ke^{kt}}{e^{kt}} = k$.

42. $f(x) = a_n x^n + a_{n-1} x^{n-1} + \dots + a_1 x + a_0$

$$\lim_{x \rightarrow \infty} \frac{f'(x)}{f(x)}$$

$$= \lim_{x \rightarrow \infty} \frac{na_n x^{n-1} + (n-1)a_{n-1} x^{n-2} + \dots + a_1}{a_n x^n + a_{n-1} x + \dots + a_1 x + a_0}$$

$$= \lim_{x \rightarrow \infty} \frac{\frac{na_n}{x} + \frac{(n-1)a_{n-1}}{x^2} + \dots + \frac{a_1}{x^n}}{a_n + \frac{a_{n-1}}{x} + \dots + \frac{a_1}{x^{n-1}} + \frac{a_0}{x^n}} = 0$$

43. $\frac{f'(x)}{f(x)} = k > 0$ can be written as

$$\frac{1}{y} \frac{dy}{dx} = k \quad \text{where } y = f(x).$$

$$\frac{dy}{y} = k dx \quad \text{has the solution } y = Ce^{kx}.$$

Thus, the equation $f(x) = Ce^{kx}$ represents exponential growth since $k > 0$.

44. $\frac{f'(x)}{f(x)} = k < 0$ can be written as $\frac{1}{y} \frac{dy}{dx} = k$ where

$$y = f(x). \quad \frac{dy}{y} = k dx \quad \text{has the solution } y = Ce^{kx}.$$

Thus, $f(x) = Ce^{kx}$ which represents exponential decay since $k < 0$.

45. Maximum population:

$$13,500,000 \text{ mi}^2 \cdot \frac{640 \text{ acres}}{1 \text{ mi}^2} \cdot \frac{1 \text{ person}}{\frac{1}{2} \text{ acre}}$$

$$= 1.728 \times 10^{10} \text{ people}$$

Let $t = 0$ be in 2004.

$$(6.4 \times 10^9) e^{0.0132t} = 1.728 \times 10^{10}$$

$$t = \frac{\ln\left(\frac{1.728 \cdot 10^{10}}{6.4 \cdot 10^9}\right)}{0.0132} \approx 75.2 \text{ years from 2004, or}$$

sometime in the year 2079.

46. a. $k = 0.0132 - 0.0002t$

b. $y' = (0.0132 - 0.0002t)y$

c. $\frac{dy}{dt} = (0.0132 - 0.0002t)y$

$$\frac{dy}{y} = (0.0132 - 0.0002t) dt$$

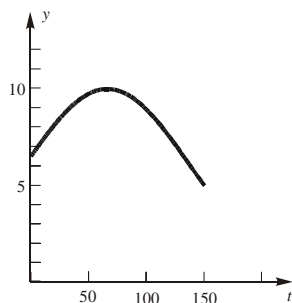
$$\ln y = 0.0132t - 0.0001t^2 + C_0$$

$$y = C_1 e^{0.0132t - 0.0001t^2}$$

The initial condition $y(0) = 6.4$ implies that

$$C_1 = 6.4. \quad \text{Thus } y = 6.4e^{0.0132t - 0.0001t^2}$$

d.



e. The maximum population will occur when

$$\frac{d}{dt}(0.0132t - 0.0001t^2) = 0$$

$$0.0132 = 0.0002t$$

$$t = 0.0132 / 0.0002 = 66$$

$t = 66$, which is year 2070.

The population will equal the 2004 value of

$$6.4 \text{ billion when } 0.0132t - 0.0001t^2 = 0$$

$$t = 0 \text{ or } t = 132.$$

The model predicts that the population will return to the 2004 level in year 2136.

47. a. $k = 0.0132 - 0.0001t$

b. $y' = (0.0132 - 0.0001t)y$

c. $\frac{dy}{dt} = (0.0132 - 0.0001t)y$

$$\frac{dy}{y} = (0.0132 - 0.0001t) dt$$

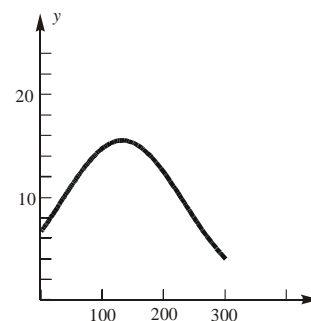
$$\ln y = 0.0132t - 0.00005t^2 + C_0$$

$$y = C_1 e^{0.0132t - 0.00005t^2}$$

The initial condition $y(0) = 6.4$ implies that

$$C_1 = 6.4. \quad \text{Thus } y = 6.4e^{0.0132t - 0.00005t^2}$$

d.



e. The maximum population will occur when

$$\frac{d}{dt}(0.0132t - 0.00005t^2) = 0$$

$$0.0132 = 0.0001t$$

$$t = 0.0132 / 0.0001 = 132$$

$t = 132$, which is year 2136

The population will equal the 2004 value of

$$6.4 \text{ billion when } 0.0132t - 0.00005t^2 = 0$$

$$t = 0 \text{ or } t = 264.$$

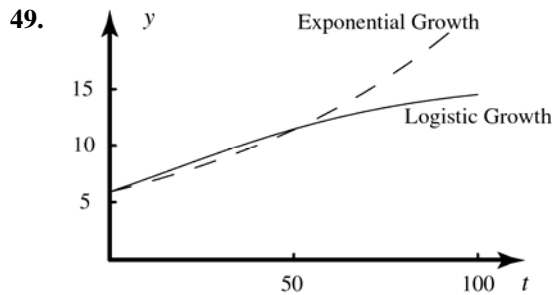
The model predicts that the population will return to the 2004 level in year 2268.

$$\begin{aligned}
 48. \quad E'(x) &= \lim_{h \rightarrow 0} \frac{E(x+h) - E(x)}{h} \\
 &= \lim_{h \rightarrow 0} \frac{E(x)E(h) - E(x)}{h} \\
 &= \lim_{h \rightarrow 0} E(x) \cdot \frac{E(h) - 1}{h} = E(x) \lim_{h \rightarrow 0} \frac{E(h) - 1}{h} \\
 E(x) &= E(x+0) = E(x) \cdot E(0) \\
 \text{so } E(0) &= 1.
 \end{aligned}$$

$$\begin{aligned}
 \text{Thus, } E'(x) &= E(x) \lim_{h \rightarrow 0} \frac{E(h) - E(0)}{h} \\
 &= E(x) \lim_{h \rightarrow 0} \frac{E(0+h) - E(0)}{h} = E(x) \cdot E'(0) \\
 &= kE(x) \text{ where } k = E'(0).
 \end{aligned}$$

$$\text{Hence, } E(x) = E_0 e^{kx} = E(0)e^{kx} = 1 \cdot e^{kx} = e^{kx}.$$

$$\begin{aligned}
 \text{Check: } E(u+v) &= e^{k(u+v)} = e^{ku+kv} \\
 &= e^{ku} \cdot e^{kv} = E(u) \cdot E(v)
 \end{aligned}$$



Exponential growth:

In 2010 ($t = 6$): 6.93 billion

In 2040 ($t = 36$): 10.29 billion

In 2090 ($t = 86$): 19.92 billion

Logistic growth:

In 2010 ($t = 6$): 7.13 billion

In 2040 ($t = 36$): 10.90 billion

In 2090 ($t = 86$): 15.15 billion

$$50. \text{ a. } \lim_{x \rightarrow 0} (1+x)^{1/x} = e$$

$$\text{b. } \lim_{x \rightarrow 0} (1-x)^{1/x} = \frac{1}{e}$$

6.6 Concepts Review

- $\exp\left(\int P(x)dx\right)$
- $y \exp\left(\int P(x)dx\right)$
- $\frac{1}{x}; \frac{d}{dx}\left(\frac{y}{x}\right) = 1; x^2 + Cx$
- particular

Problem Set 6.6

- Integrating factor is e^x .

$$D(ye^x) = 1$$

$$y = e^{-x}(x + C)$$

- The left-hand side is already an exact derivative.

$$D[y(x+1)] = x^2 - 1$$

$$y = \frac{x^3 - 3x + C}{3(x+1)}$$

$$3. \quad y' + \frac{x}{1-x^2}y = \frac{ax}{1-x^2}$$

Integrating factor:

$$\exp \int \frac{x}{1-x^2} dx = \exp \left[\ln(1-x^2)^{-1/2} \right]$$

$$= (1-x^2)^{-1/2}$$

$$D[y(1-x^2)^{-1/2}] = ax(1-x^2)^{-3/2}$$

Then $y(1-x^2)^{-1/2} = a(1-x^2)^{-1/2} + C$, so

$$y = a + C(1-x^2)^{1/2}.$$

- Integrating factor is $\sec x$.

$$D[y \sec x] = \sec^2 x$$

$$y = \sin x + C \cos x$$

- Integrating factor is $\frac{1}{x}$.

$$D\left[\frac{y}{x}\right] = e^x$$

$$y = xe^x + Cx$$

6. $y' - ay = f(x)$

Integrating factor: $e^{\int -adx} = e^{-ax}$

$D[ye^{-ax}] = e^{-ax} f(x)$

Then $ye^{-ax} = \int e^{-ax} f(x) dx$, so

$y = e^{ax} \int e^{-ax} f(x) dx$.

7. Integrating factor is x . $D[yx] = 1$; $y = 1 + Cx^{-1}$

8. Integrating factor is $(x+1)^2$.

$D[y(x+1)^2] = (x+1)^5$

$y = \left(\frac{1}{6}\right)(x+1)^4 + C(x+1)^{-2}$

9. $y' + f(x)y = f(x)$

Integrating factor: $e^{\int f(x) dx}$

$D\left[ye^{\int f(x) dx}\right] = f(x)e^{\int f(x) dx}$

Then $ye^{\int f(x) dx} = e^{\int f(x) dx} + C$, so

$y = 1 + Ce^{-\int f(x) dx}$.

10. Integrating factor is e^{2x} .

$D[ye^{2x}] = xe^{2x}$

$y = \left(\frac{1}{2}\right)x - \left(\frac{1}{4}\right) + Ce^{-2x}$

11. Integrating factor is $\frac{1}{x}$. $D\left[\frac{y}{x}\right] = 3x^2$; $y = x^4 + Cx$

$y = x^4 + 2x$ goes through $(1, 3)$.

12. $y' + 3y = e^{2x}$

Integrating factor: $e^{\int 3dx} = e^{3x}$

$D[ye^{3x}] = e^{5x}$

Then $ye^{3x} = \frac{e^{5x}}{5} + C$. $x = 0, y = 1 \Rightarrow C = \frac{4}{5}$, so

$ye^{3x} = \frac{e^{5x}}{5} + \frac{4}{5}$.

Therefore, $y = \frac{e^{2x} + 4e^{-3x}}{5}$ is the particular solution through $(0, 1)$.

13. Integrating factor: xe^x

$d[yxe^x] = 1$; $y = e^{-x}(1 + Cx^{-1})$; $y = e^{-x}(1 - x^{-1})$ goes through $(1, 0)$.

14. Integrating factor is $\sin^2 x$.

$D[y \sin^2 x] = 2 \sin^2 x \cos x$

$y \sin^2 x = \frac{2}{3} \sin^3 x + C$

$y = \frac{2}{3} \sin x + \frac{C}{\sin^2 x}$

$y = \frac{2}{3} \sin x + \frac{5}{12} \csc^2 x$

goes through $\left(\frac{\pi}{6}, 2\right)$.

15. Let y denote the number of pounds of chemical A after t minutes.

$\frac{dy}{dt} = \left(2 \frac{\text{lbs}}{\text{gal}}\right) \left(3 \frac{\text{gal}}{\text{min}}\right) - \left(\frac{y \text{ lbs}}{20 \text{ gal}}\right) \left(\frac{3 \text{ gal}}{\text{min}}\right)$

$= 6 - \frac{3y}{20}$ lb/min

$y' + \frac{3}{20}y = 6$

Integrating factor: $e^{\int (3/20) dt} = e^{3t/20}$

$D[ye^{3t/20}] = 6e^{3t/20}$

Then $ye^{3t/20} = 40e^{3t/20} + C$. $t = 0, y = 10$

$\Rightarrow C = -30$.

Therefore, $y(t) = 40 - 30e^{-3t/20}$, so

$y(20) = 40 - 30e^{-3} \approx 38.506$ lb.

16. $\frac{dy}{dt} = (2)(4) - \left(\frac{y}{200}\right)(4)$ or $y' + \frac{y}{50} = 8$

Integrating factor is $e^{t/50}$.

$D[ye^{t/50}] = 8e^{t/50}$

$y(t) = 400 + Ce^{-t/50}$

$y(t) = 400 - 350e^{-t/50}$ goes through $(0, 50)$.

$y(40) = 400 - 350e^{-0.8} \approx 242.735$ lb of salt

17. $\frac{dy}{dt} = 4 - \left[\frac{y}{(120-2t)}\right](6)$ or $y' + \left[\frac{3}{(60-t)}\right]y = 4$

Integrating factor is $(60-t)^{-3}$.

$D[y(60-t)^{-3}] = 4(60-t)^{-3}$

$y(t) = 2(60-t) + C(60-t)^3$

$y(t) = 2(60-t) - \left(\frac{1}{1800}\right)(60-t)^3$ goes through

$(0, 0)$.

$$18. \frac{dy}{dt} = \frac{-2y}{50+t} \text{ or } y' + \frac{2}{50+t}y = 0.$$

Integrating factor:

$$\exp\left(\int \frac{2}{50+t} dt\right) = e^{2\ln(50+t)} = (50+t)^2$$

$$D[y(50+t)^2] = 0$$

$$\text{Then } y(50+t)^2 = C. \quad t = 0, y = 30 \Rightarrow C = 75000$$

$$\text{Thus, } y(50+t)^2 = 75,000.$$

$$\text{If } y = 25, 25(50+t)^2 = 75,000, \text{ so}$$

$$t = \sqrt{3000} - 50 \approx 4.772 \text{ min.}$$

$$19. I' + 10^6 I = 1$$

$$\text{Integrating factor} = \exp(10^6 t)$$

$$D[I \exp(10^6 t)] = \exp(10^6 t)$$

$$I(t) = 10^{-6} + C \exp(-10^6 t)$$

$$I(t) = 10^{-6}[1 - \exp(-10^6 t)] \text{ goes through } (0, 0).$$

$$20. 3.5I' = 120 \sin 377t$$

$$I' = \left(\frac{240}{7}\right) \sin 377t$$

$$I = \left(-\frac{240}{2639}\right) \cos 377t + C$$

$$I(t) = \left(\frac{240}{2639}\right)(1 - \cos 377t) \text{ through } (0, 0).$$

$$21. 1000 I = 120 \sin 377t$$

$$I(t) = 0.12 \sin 377t$$

$$22. \frac{dx}{dt} = -\frac{2x}{100}$$

$$x' + \left(\frac{1}{50}\right)x = 0$$

Integrating factor is $e^{t/50}$.

$$D[xe^{t/50}] = 0$$

$$x = Ce^{-t/50}$$

$$x(t) = 50e^{-t/50} \text{ satisfies } t = 0, x = 50.$$

$$\frac{dy}{dt} = 2\left(\frac{50e^{-t/50}}{100}\right) - 2\left(\frac{y}{200}\right)$$

$$y' + \left(\frac{1}{100}\right)y = e^{-t/50}$$

Integrating factor is $e^{t/100}$.

$$D[ye^{t/100}] = e^{-t/100}$$

$$y(t) = e^{-t/100}(C - 100e^{-t/100})$$

$$y(t) = e^{-t/100}(250 - 100e^{-t/100}) \text{ satisfies } t = 0, y = 150.$$

23. Let y be the number of gallons of pure alcohol in the tank at time t .

$$a. \quad y' = \frac{dy}{dt} = 5(0.25) - \left(\frac{5}{100}\right)y = 1.25 - 0.05y$$

Integrating factor is $e^{0.05t}$.

$$y(t) = 25 + Ce^{-0.05t}; \quad y = 100, t = 0, C = 75$$

$$y(t) = 25 + 75e^{-0.05t}; \quad y = 50, t = T,$$

$$T = 20(\ln 3) \approx 21.97 \text{ min}$$

b. Let A be the number of gallons of pure alcohol drained away.

$$(100 - A) + 0.25A = 50 \Rightarrow A = \frac{200}{3}$$

It took $\frac{200}{3}$ minutes for the draining and the same amount of time to refill, so

$$T = \frac{2\left(\frac{200}{3}\right)}{5} = \frac{80}{3} \approx 26.67 \text{ min.}$$

c. c would need to satisfy

$$\frac{200}{3} + \frac{200}{c} < 20(\ln 3).$$

$$c > \frac{10}{(3 \ln 3 - 2)} \approx 7.7170$$

d. $y' = 4(0.25) - 0.05y = 1 - 0.05y$

Solving for y , as in part a, yields

$$y = 20 + 80e^{-0.05t}. \text{ The drain is closed when}$$

$$t = 0.8T. \text{ We require that}$$

$$(20 + 80e^{-0.05 \cdot 0.8T}) + 4 \cdot 0.25 \cdot 0.2T = 50,$$

$$\text{or } 400e^{-0.04T} + T = 150.$$

24. a. $v' + av = -g$

Integrating factor: e^{at}

$$e^{at}(v' + av) = -ge^{at}; \quad \frac{d}{dt}(ve^{at}) = -ge^{at}$$

$$ve^{at} = \int -ge^{at} dt = \frac{-g}{a}e^{at} + C; \quad v = \frac{-g}{a} + Ce^{-at}$$

$$v = v_0, t = 0$$

$$v_0 = \frac{-g}{a} + C \Rightarrow C = v_0 + \frac{g}{a}$$

Therefore, $v = \frac{-g}{a} + \left(v_0 + \frac{g}{a}\right)e^{-at}$, so

$$v(t) = v_\infty + (v_0 - v_\infty)e^{-at}.$$

b. $\frac{dy}{dt} = v_\infty + (v_0 - v_\infty)e^{-at}$, so

$$y = v_\infty \cdot t - \frac{(v_0 - v_\infty)e^{-at}}{a} + C.$$

$$y = y_0, t = 0 \Rightarrow y_0 = \frac{-(v_0 - v_\infty)}{a} + C$$

$$\Rightarrow C = y_0 + \frac{v_0 - v_\infty}{a}$$

$$y = v_\infty t - \frac{(v_0 - v_\infty)e^{-at}}{a} + \left(y_0 + \frac{v_0 - v_\infty}{a} \right)$$

$$= y_0 + v_\infty t + \frac{v_0 - v_\infty}{a} (1 - e^{-at})$$

25. a. $v_\infty = -\frac{32}{0.05} = -640$

$$v(t) = [120 - (-640)]e^{-0.05t} + (-640) = 0 \text{ if}$$

$$t = 20 \ln \left(\frac{19}{16} \right).$$

$$y(t) = 0 + (-640)t + \left(\frac{1}{0.05} \right) [120 - (-640)](1 - e^{-0.05t})$$

$$= -640t + 15,200(1 - e^{-0.05t})$$

Therefore, the maximum altitude is

$$y \left(20 \ln \left(\frac{19}{16} \right) \right) = -12,800 \ln \left(\frac{19}{16} \right) + \frac{45,600}{19}$$

$$\approx 200.32 \text{ ft}$$

b. $-640T + 15,200(1 - e^{-0.05T}) = 0;$

$$95 - 4T - 95e^{-0.05T} = 0$$

26. For t in $[0, 15]$,

$$v_\infty = \frac{-32}{0.10} = -320.$$

$$v(t) = (0 + 320)e^{-0.1t} - 320 = 320(e^{-0.1t} - 1);$$

$$v(15) = 320(e^{-1.5} - 1) \approx -248.6$$

$$y(t) = 8000 - 320t + 10(320)(1 - e^{-0.1t});$$

$$y(15) = 3200(2 - e^{-1.5}) \approx 5686$$

Let t be the number of seconds after the parachute opens that it takes Megan to reach the ground.

For t in $[15, 15+T]$, $v_\infty = -\frac{32}{1.6} = -20.$

$$0 = y(T + 15)$$

$$= [3200(2 - e^{-1.5})]$$

$$-20T + (0.625)[320(e^{-1.5} - 1) + 20](1 - e^{-1.6T})$$

$$\approx 5543 - 20T - 142.9e^{-1.6T} \approx 5543 - 20T \text{ [since}$$

$T > 50$, so $e^{-1.6T} < 10^{-35}$ (very small)]

Therefore, $T \approx 277$, so it takes Megan about 292 s (4 min, 52 s) to reach the ground.

27. a. $e^{-\ln x + C} \left(\frac{dy}{dx} - \frac{y}{x} \right) = x^2 e^{-\ln x + C}$

$$e^{-\ln x} e^C \left(\frac{dy}{dx} - \frac{y}{x} \right) = x^2 e^C e^{-\ln x}$$

$$\frac{1}{x} e^C \frac{dy}{dx} - ye^C \frac{1}{x^2} = x^2 e^C \frac{1}{x}$$

$$\frac{d}{dx} \left(e^C \frac{1}{x} y \right) = xe^C$$

b. $e^C \frac{y}{x} = e^C \int x dx$

$$\frac{y}{x} = \frac{x^2}{2} + C_1$$

$$y = \frac{x^3}{2} + C_1 x$$

28. $e^{\int P(x) dx + C} \frac{dy}{dx} + P(x)e^{\int P(x) dx + C} y$

$$= Q(x)e^{\int P(x) dx + C}$$

$$\frac{d}{dx} \left(e^{\int P(x) dx + C} y \right) = Q(x)e^{\int P(x) dx + C}$$

$$ye^{\int P(x) dx + C} = \int Q(x)e^{\int P(x) dx} e^C dx + C_1$$

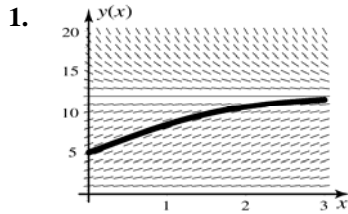
$$y = e^{-\int P(x) dx} \int Q(x)e^{\int P(x) dx} dx$$

$$+ C_2 e^{-\int P(x) dx}$$

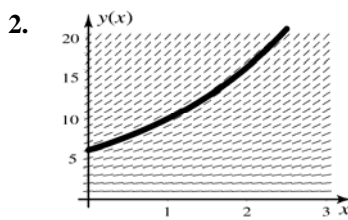
6.7 Concepts Review

1. slope field
2. tangent line
3. $y_{n-1} + hf(x_{n-1}, y_{n-1})$
4. underestimate

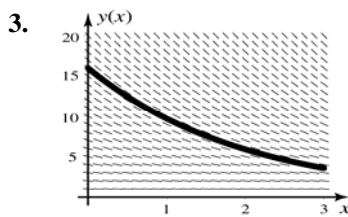
Problem Set 6.7



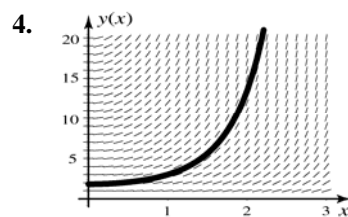
$$\lim_{x \rightarrow \infty} y(x) = 12 \text{ and } y(2) \approx 10.5$$



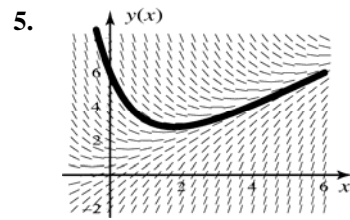
$$\lim_{x \rightarrow \infty} y(x) = \infty \text{ and } y(2) \approx 16$$



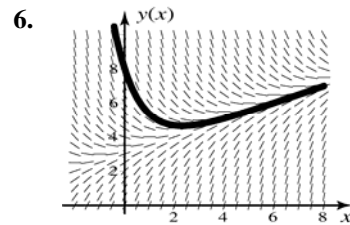
$$\lim_{x \rightarrow \infty} y(x) = 0 \text{ and } y(2) \approx 6$$



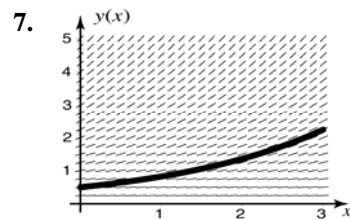
$$\lim_{x \rightarrow \infty} y(x) = \infty \text{ and } y(2) \approx 13$$



The oblique asymptote is $y = x$.



The oblique asymptote is $y = 3 + x/2$.



$$\frac{dy}{dx} = \frac{1}{2}y; \quad y(0) = \frac{1}{2}$$

$$\frac{dy}{y} = \frac{1}{2}dx$$

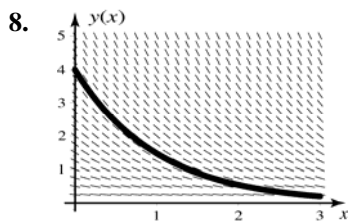
$$\ln y = \frac{x}{2} + C$$

$$y = C_1 e^{x/2}$$

To find C_1 , apply the initial condition:

$$\frac{1}{2} = y(0) = C_1 e^0 = C_1$$

$$y = \frac{1}{2}e^{x/2}$$



$$\frac{dy}{dx} = -y; \quad y(0) = 4$$

$$\frac{dy}{y} = -dx$$

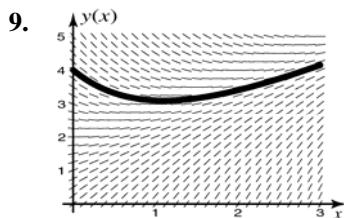
$$\ln y = -x + C$$

$$y = C_1 e^{-x}$$

To find C_1 , apply the initial condition:

$$4 = y(0) = C_1 e^{-0} = C_1$$

$$y = 4e^{-x}$$



$$y' + y = x + 2$$

The integrating factor is $e^{\int 1 dx} = e^x$.

$$e^x y' + ye^x = e^x(x+2)$$

$$\frac{d}{dx}(e^x y) = (x+2)e^x$$

$$e^x y = \int (x+2)e^x dx$$

Integrate by parts: let $u = x+2$, $dv = e^x dx$.

Then $du = dx$ and $v = e^x$. Thus

$$e^x y = (x+2)e^x - \int e^x dx$$

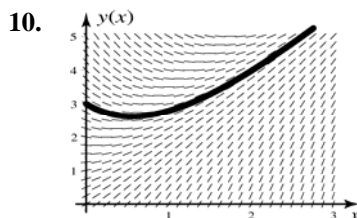
$$e^x y = (x+2)e^x - e^x + C$$

$$y = x + 2 - 1 + Ce^{-x}$$

To find C , apply the initial condition:

$$4 = y(0) = 0 + 1 + Ce^{-0} = 1 + C \rightarrow C = 3$$

Thus, $y = x + 1 + 3e^{-x}$.



$$y' + y = 2x + \frac{3}{2}$$

$$e^x y' + ye^x = \left(2x + \frac{3}{2}\right)e^x$$

$$\frac{d}{dx}(e^x y) = \left(2x + \frac{3}{2}\right)e^x$$

$$e^x y = \int \left(2x + \frac{3}{2}\right)e^x dx$$

Integrate by parts: let $u = 2x + \frac{3}{2}$,

$dv = e^x dx$. Then $du = 2dx$ and $v = e^x$.

Thus,

$$e^x y = \left(2x + \frac{3}{2}\right)e^x - \int 2e^x dx$$

$$e^x y = \left(2x + \frac{3}{2}\right)e^x - 2e^x + C$$

$$y = 2x - \frac{1}{2} + Ce^{-x}$$

To find C , apply the initial condition:

$$3 = y(0) = 0 - \frac{1}{2} + Ce^{-0} = C - \frac{1}{2}$$

Thus $C = \frac{7}{2}$, so the solution is

$$y = 2x - \frac{1}{2} + \frac{7}{2}e^{-x}$$

Note: Solutions to Problems 22-28 are given along with the corresponding solutions to 11-16.

11., 22.

x_n	Euler's Method y_n	Improved Euler Method y_n
0.0	3.0	3.0
0.2	4.2	4.44
0.4	5.88	6.5712
0.6	8.232	9.72538
0.8	11.5248	14.39356
1.0	16.1347	21.30246

12., 23.

x_n	Euler's Method y_n	Improved Euler Method y_n
0.0	2.0	2.0
0.2	1.6	1.64
0.4	1.28	1.3448
0.6	1.024	1.10274
0.8	0.8195	0.90424
1.0	0.65536	0.74148

13., 24.

x_n	Euler's Method y_n	Improved Euler Method y_n
0.0	0.0	0.0
0.2	0.0	0.02
0.4	0.04	0.08
0.6	0.12	0.18
0.8	0.24	0.32
1.0	0.40	0.50

14., 25.

x_n	Euler's Method y_n	Improved Euler Method y_n
0.0	0.0	0.0
0.2	0.0	0.004
0.4	0.008	0.024
0.6	0.040	0.076
0.8	0.112	0.176
1.0	0.240	0.340

15., 26.

x_n	Euler's Method y_n	Improved Euler Method y_n
1.0	1.0	1.0
1.2	1.2	1.244
1.4	1.488	1.60924
1.6	1.90464	2.16410
1.8	2.51412	3.02455
2.0	3.41921	4.391765

16., 27.

x_n	Euler's Method y_n	Improved Euler Method y_n
1.0	2.0	2.0
1.2	1.2	1.312
1.4	0.624	0.80609
1.6	0.27456	0.46689
1.8	0.09884	0.25698
2.0	0.02768	0.13568

- 17. a.**
- $$y_0 = 1$$
- $$y_1 = y_0 + hf(x_0, y_0) = y_0 + hy_0 = (1+h)y_0$$
- $$y_2 = y_1 + hf(x_1, y_1) = y_1 + hy_1 = (1+h)y_1 = (1+h)^2 y_0$$
- $$y_3 = y_2 + hf(x_2, y_2) = y_2 + hy_2 = (1+h)y_2 = (1+h)^3 y_0$$
- $$\vdots$$
- $$y_n = y_{n-1} + hf(x_{n-1}, y_{n-1}) = y_{n-1} + hy_{n-1} = (1+h)y_{n-1} = (1+h)^n y_0 = (1+h)^n$$
- b.** Let $N = 1/h$. Then y_N is an approximation to the solution at $x = Nh = (1/h)h = 1$. The exact solution is $y(1) = e$. Thus,
- $$(1+1/N)^N \approx e \text{ for large } N. \text{ From Chapter 7, we know that } \lim_{N \rightarrow \infty} (1+1/N)^N = e.$$

- 18.** $y_0 = y(x_0) = 0$
- $$y_1 = y_0 + hf(x_0) = 0 + hf(x_0) = hf(x_0)$$
- $$y_2 = y_1 + hf(x_1) = hf(x_0) + hf(x_1) = h[f(x_0) + f(x_1)]$$
- $$y_3 = y_2 + hf(x_2) = h[f(x_0) + f(x_1)] + hf(x_2) = h[f(x_0) + f(x_1) + f(x_2)] = h \sum_{i=0}^{3-1} f(x_i)$$

At the n th step of Euler's method,

$$y_n = y_{n-1} + hf(x_{n-1}) = h \sum_{i=0}^{n-1} f(x_i)$$

- 19. a.**
- $$\int_{x_0}^{x_1} y'(x) dx = \int_{x_0}^{x_1} \sin x^2 dx$$
- $$y(x_1) - y(x_0) \approx (x_1 - x_0) \sin x_0^2$$
- $$y(x_1) - y(0) = h \sin x_0^2$$
- $$y(x_1) - 0 \approx 0.1 \sin 0^2$$
- $$y(x_1) \approx 0$$
- b.**
- $$\int_{x_0}^{x_2} y'(x) dx = \int_{x_0}^{x_2} \sin x^2 dx$$
- $$y(x_2) - y(x_0) \approx (x_1 - x_0) \sin x_0^2 + (x_2 - x_1) \sin x_1^2$$
- $$y(x_2) - y(0) = h \sin x_0^2 + h \sin x_1^2$$
- $$y(x_2) - 0 \approx 0.1 \sin 0^2 + 0.1 \sin 0.1^2$$
- $$y(x_2) \approx 0.00099998$$

$$\begin{aligned} \text{c. } \int_{x_0}^{x_3} y'(x) dx &= \int_{x_0}^{x_3} \sin x^2 dx \\ y(x_3) - y(x_0) &\approx (x_1 - x_0) \sin x_0^2 \\ &\quad + (x_2 - x_1) \sin x_1^2 + (x_3 - x_2) \sin x_2^2 \\ y(x_3) - y(0) &= h \sin x_0^2 + h \sin x_1^2 + h \sin x_2^2 \\ y(x_3) - 0 &\approx 0.1 \sin 0^2 + 0.1 \sin 0.1^2 \\ &\quad + 0.1 \sin 0.2^2 \end{aligned}$$

$$y(x_3) \approx 0.004999$$

Continuing in this fashion, we have

$$\begin{aligned} \int_{x_0}^{x_n} y'(x) dx &= \int_{x_0}^{x_n} \sin x^2 dx \\ y(x_n) - y(x_0) &\approx \sum_{i=0}^{n-1} (x_{i+1} - x_i) \sin x_i^2 \\ y(x_n) &\approx h \sum_{i=0}^{n-1} f(x_{i-1}) \end{aligned}$$

When $n = 10$, this becomes

$$y(x_{10}) = y(1) \approx 0.269097$$

- d.** The result $y(x_n) \approx h \sum_{i=0}^{n-1} f(x_{i-1})$ is the same as that given in Problem 18. Thus, when $f(x, y)$ depends only on x , then the two methods (1) Euler's method for approximating the solution to $y' = f(x)$ at x_n , and (2) the left-endpoint Riemann sum for approximating $\int_0^{x_n} f(x) dx$, are equivalent.

$$\begin{aligned} \text{20. a. } \int_{x_0}^{x_1} y'(x) dx &= \int_{x_0}^{x_1} \sqrt{x+1} dx \\ y(x_1) - y(x_0) &\approx (x_1 - x_0) \sqrt{x_0+1} \\ y(x_1) - y(0) &= h \sqrt{x_0+1} \\ y(x_1) - 0 &\approx 0.1 \sqrt{0+1} \\ y(x_1) &\approx 0.1 \end{aligned}$$

$$\begin{aligned} \text{b. } \int_{x_0}^{x_2} y'(x) dx &= \int_{x_0}^{x_2} \sqrt{x+1} dx \\ y(x_2) - y(x_0) &\approx (x_1 - x_0) \sqrt{x_0+1} \\ &\quad + (x_2 - x_1) \sqrt{x_1+1} \\ y(x_2) - y(0) &= h \sqrt{x_0+1} + h \sqrt{x_1+1} \\ y(x_2) - 0 &\approx 0.1 \sqrt{0+1} + 0.1 \sqrt{0.1+1} \\ y(x_2) &\approx 0.204881 \end{aligned}$$

$$\begin{aligned} \text{c. } \int_{x_0}^{x_3} y'(x) dx &= \int_{x_0}^{x_3} \sqrt{x+1} dx \\ y(x_3) - y(x_0) &\approx (x_1 - x_0) \sqrt{x_0+1} \\ &\quad + (x_2 - x_1) \sqrt{x_1+1} + (x_3 - x_2) \sqrt{x_2+1} \\ y(x_3) - y(0) &= 0.1 \sqrt{0+1} + 0.1 \sqrt{0.1+1} \\ &\quad + 0.1 \sqrt{0.2+1} \end{aligned}$$

$$y(x_3) \approx 0.314425$$

Continuing in this fashion, we have

$$\begin{aligned} \int_{x_0}^{x_n} y'(x) dx &= \int_{x_0}^{x_n} \sqrt{x+1} dx \\ y(x_n) - y(x_0) &\approx \sum_{i=0}^{n-1} (x_{i+1} - x_i) \sqrt{x_{i-1}+1} \\ y(x_n) &\approx h \sum_{i=0}^{n-1} \sqrt{x_{i-1}+1} \end{aligned}$$

When $n = 10$, this becomes

$$y(x_{10}) = y(1) \approx 1.198119$$

- 21. a.** $\frac{\Delta y}{\Delta x} = \frac{1}{2} [f(x_0, y_0) + f(x_1 + \hat{y}_1)]$
- b.** $\frac{y_1 - y_0}{h} = \frac{\Delta y}{\Delta x} = \frac{1}{2} [f(x_0, y_0) + f(x_1 + \hat{y}_1)] \Rightarrow$
 $2(y_1 - y_0) = h[f(x_0, y_0) + f(x_1 + \hat{y}_1)] \Rightarrow$
 $y_1 - y_0 = \frac{h}{2} [f(x_0, y_0) + f(x_1 + \hat{y}_1)] \Rightarrow$
 $y_1 = y_0 + \frac{h}{2} [f(x_0, y_0) + f(x_1 + \hat{y}_1)]$
- c.** 1. $x_{n-1} + h$
 2. $y_{n-1} + hf(x_{n-1}, y_{n-1})$
 3. $y_{n-1} + \frac{h}{2} [f(x_{n-1}, y_{n-1}) + f(x_n, \hat{y}_n)]$

22-27. See problems 11-16

h	Error from Euler's Method	Error from Improved Euler Method
0.2	0.229962	0.015574
0.1	0.124539	0.004201
0.05	0.064984	0.001091
0.01	0.013468	0.000045
0.005	0.006765	0.000011

For Euler's method, the error is halved as the step size h is halved. Thus, the error is proportional to h . For the improved Euler method, when h is halved, the error decreases to approximately one-fourth of what it was. Hence, for the improved Euler method, the error is proportional to h^2 .

6.8 Concepts Review

1. $\left[-\frac{\pi}{2}, \frac{\pi}{2}\right]; \arcsin$

2. $\left(-\frac{\pi}{2}, \frac{\pi}{2}\right); \arctan$

3. 1

4. π

Problem Set 6.8

1. $\arccos\left(\frac{\sqrt{2}}{2}\right) = \frac{\pi}{4}$ since $\cos\frac{\pi}{4} = \frac{\sqrt{2}}{2}$

2. $\arcsin\left(-\frac{\sqrt{3}}{2}\right) = -\frac{\pi}{3}$ since $\sin\left(-\frac{\pi}{3}\right) = -\frac{\sqrt{3}}{2}$

3. $\sin^{-1}\left(-\frac{\sqrt{3}}{2}\right) = -\frac{\pi}{3}$ since $\sin\left(-\frac{\pi}{3}\right) = -\frac{\sqrt{3}}{2}$

4. $\sin^{-1}\left(-\frac{\sqrt{2}}{2}\right) = -\frac{\pi}{4}$ since $\sin\left(-\frac{\pi}{4}\right) = -\frac{\sqrt{2}}{2}$

5. $\arctan(\sqrt{3}) = \frac{\pi}{3}$ since $\tan\left(\frac{\pi}{3}\right) = \sqrt{3}$

6. $\operatorname{arcsec}(2) = \arccos\left(\frac{1}{2}\right) = \frac{\pi}{3}$ since $\cos\left(\frac{\pi}{3}\right) = \frac{1}{2}$, so
 $\sec\left(\frac{\pi}{3}\right) = 2$

7. $\arcsin\left(-\frac{1}{2}\right) = -\frac{\pi}{6}$ since $\sin\left(-\frac{\pi}{6}\right) = -\frac{1}{2}$

8. $\tan^{-1}\left(-\frac{\sqrt{3}}{3}\right) = -\frac{\pi}{6}$ since $\tan\left(-\frac{\pi}{6}\right) = -\frac{\sqrt{3}}{3}$

9. $\sin(\sin^{-1} 0.4567) = 0.4567$ by definition

10. $\cos(\sin^{-1} 0.56) = \sqrt{1 - \sin^2(\sin^{-1} 0.56)}$
 $= \sqrt{1 - (0.56)^2} \approx 0.828$

11. $\sin^{-1}(0.1113) \approx 0.1115$

12. $\arccos(0.6341) \approx 0.8840$

13. $\cos(\operatorname{arccot} 3.212) = \cos\left(\arctan\frac{1}{3.212}\right)$
 $\approx \cos 0.3018 \approx 0.9548$

14. $\sec(\arccos 0.5111) = \frac{1}{\cos(\arccos 0.5111)}$
 $= \frac{1}{0.5111} \approx 1.957$

15. $\sec^{-1}(-2.222) = \cos^{-1}\left(\frac{1}{-2.222}\right) \approx 2.038$

16. $\tan^{-1}(-60.11) \approx -1.554$

17. $\cos(\sin(\tan^{-1} 2.001)) \approx 0.6259$

18. $\sin^2(\ln(\cos 0.5555)) \approx 0.02632$

19. $\theta = \sin^{-1} \frac{x}{8}$

20. $\theta = \tan^{-1} \frac{x}{6}$

21. $\theta = \sin^{-1} \frac{5}{x}$

22. $\theta = \cos^{-1} \frac{9}{x}$ or $\theta = \sec^{-1} \frac{x}{9}$

23. Let θ_1 be the angle opposite the side of length 3, and $\theta_2 = \theta_1 - \theta$, so $\theta = \theta_1 - \theta_2$. Then $\tan \theta_1 = \frac{3}{x}$ and $\tan \theta_2 = \frac{1}{x}$. $\theta = \tan^{-1} \frac{3}{x} - \tan^{-1} \frac{1}{x}$.

24. Let θ_1 be the angle opposite the side of length 5, and $\theta_2 = \theta_1 - \theta$, and y the length of the unlabeled side. Then $\theta = \theta_1 - \theta_2$ and $y = \sqrt{x^2 - 25}$.
 $\tan \theta_1 = \frac{5}{y} = \frac{5}{\sqrt{x^2 - 25}}$, $\tan \theta_2 = \frac{2}{y} = \frac{2}{\sqrt{x^2 - 25}}$,
 $\theta = \tan^{-1} \frac{5}{\sqrt{x^2 - 25}} - \tan^{-1} \frac{2}{\sqrt{x^2 - 25}}$

25. $\cos\left[2 \sin^{-1}\left(-\frac{2}{3}\right)\right] = 1 - 2 \sin^2\left[\sin^{-1}\left(-\frac{2}{3}\right)\right]$
 $= 1 - 2\left(-\frac{2}{3}\right)^2 = \frac{1}{9}$

$$26. \tan\left[2 \tan^{-1}\left(\frac{1}{3}\right)\right] = \frac{2 \tan\left[\tan^{-1}\left(\frac{1}{3}\right)\right]}{1 - \tan^2\left[\tan^{-1}\left(\frac{1}{3}\right)\right]}$$

$$= \frac{2 \cdot \frac{1}{3}}{1 - \left(\frac{1}{3}\right)^2} = \frac{3}{4}$$

$$27. \sin\left[\cos^{-1}\left(\frac{3}{5}\right) + \cos^{-1}\left(\frac{5}{13}\right)\right] = \sin\left[\cos^{-1}\left(\frac{3}{5}\right)\right] \cos\left[\cos^{-1}\left(\frac{5}{13}\right)\right] + \cos\left[\cos^{-1}\left(\frac{3}{5}\right)\right] \sin\left[\cos^{-1}\left(\frac{5}{13}\right)\right]$$

$$= \sqrt{1 - \left(\frac{3}{5}\right)^2} \cdot \frac{5}{13} + \frac{3}{5} \sqrt{1 - \left(\frac{5}{13}\right)^2} = \frac{56}{65}$$

$$28. \cos\left[\cos^{-1}\left(\frac{4}{5}\right) + \sin^{-1}\left(\frac{12}{13}\right)\right] = \cos\left[\cos^{-1}\left(\frac{4}{5}\right)\right] \cos\left[\sin^{-1}\left(\frac{12}{13}\right)\right] - \sin\left[\cos^{-1}\left(\frac{4}{5}\right)\right] \sin\left[\sin^{-1}\left(\frac{12}{13}\right)\right]$$

$$= \frac{4}{5} \cdot \sqrt{1 - \left(\frac{12}{13}\right)^2} - \sqrt{1 - \left(\frac{4}{5}\right)^2} \cdot \frac{12}{13} = -\frac{16}{65}$$

$$29. \tan(\sin^{-1} x) = \frac{\sin(\sin^{-1} x)}{\cos(\sin^{-1} x)} = \frac{x}{\sqrt{1-x^2}}$$

$$30. \sin(\tan^{-1} x) = \frac{1}{\csc(\tan^{-1} x)} = \frac{1}{\sqrt{1 + \cot^2(\tan^{-1} x)}}$$

$$= \frac{1}{\sqrt{1 + \frac{1}{\tan^2(\tan^{-1} x)}}} = \frac{1}{\sqrt{1 + \frac{1}{x^2}}} = \frac{x}{\sqrt{x^2 + 1}}$$

$$31. \cos(2 \sin^{-1} x) = 1 - 2 \sin^2(\sin^{-1} x) = 1 - 2x^2$$

$$32. \tan(2 \tan^{-1} x) = \frac{2 \tan(\tan^{-1} x)}{1 - \tan^2(\tan^{-1} x)} = \frac{2x}{1 - x^2}$$

$$33. \text{ a. } \lim_{x \rightarrow \infty} \tan^{-1} x = \frac{\pi}{2} \text{ since } \lim_{\theta \rightarrow \pi/2^-} \tan \theta = \infty$$

$$\text{ b. } \lim_{x \rightarrow -\infty} \tan^{-1} x = -\frac{\pi}{2} \text{ since}$$

$$\lim_{\theta \rightarrow -\pi/2^+} \tan \theta = -\infty$$

$$34. \text{ a. } \lim_{x \rightarrow \infty} \sec^{-1} x = \lim_{x \rightarrow \infty} \cos^{-1}\left(\frac{1}{x}\right)$$

$$= \lim_{z \rightarrow 0^+} \cos^{-1} z = \frac{\pi}{2}$$

$$\text{ b. } \lim_{x \rightarrow -\infty} \sec^{-1} x = \lim_{x \rightarrow -\infty} \cos^{-1}\left(\frac{1}{x}\right)$$

$$= \lim_{z \rightarrow 0^-} \cos^{-1} z = \frac{\pi}{2}$$

$$35. \text{ a. } \text{ Let } L = \lim_{x \rightarrow 1^-} \sin^{-1} x. \text{ Since}$$

$$\sin(\sin^{-1} x) = x, \quad \lim_{x \rightarrow 1^-} \sin(\sin^{-1} x) = \lim_{x \rightarrow 1^-} x = 1.$$

Thus, since \sin is continuous, the Composite

Limit Theorem gives us

$$\lim_{x \rightarrow 1^-} \sin(\sin^{-1} x) = \lim_{x \rightarrow 1^-} \sin(L); \text{ hence}$$

$\sin L = 1$ and since the range of \sin^{-1} is

$$\left[-\frac{\pi}{2}, \frac{\pi}{2}\right], \quad L = \frac{\pi}{2}.$$

b. Let $L = \lim_{x \rightarrow -1^+} \sin^{-1} x$. Since $\sin(\sin^{-1} x) = x$,

$$\lim_{x \rightarrow -1^+} \sin(\sin^{-1} x) = \lim_{x \rightarrow -1^+} x = -1.$$

Thus, since \sin is continuous, the Composite Limit Theorem gives us

$$\lim_{x \rightarrow -1^+} \sin(\sin^{-1} x) = \lim_{x \rightarrow -1^+} \sin(L);$$

hence

$$\sin L = -1 \text{ and since the range of } \sin^{-1} \text{ is } \left[-\frac{\pi}{2}, \frac{\pi}{2}\right], L = -\frac{\pi}{2}.$$

36. No. Since $\sin^{-1} x$ is not defined on $(1, \infty)$,

$\lim_{x \rightarrow 1^+} \sin^{-1} x$ does not exist so neither can the

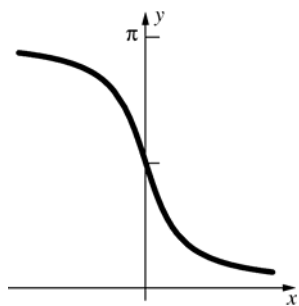
two-sided limit $\lim_{x \rightarrow 1} \sin^{-1} x$.

37. Let $f(x) = y = \sin^{-1} x$; then the slope of the tangent line to the graph of y at c is

$$f'(c) = \frac{1}{\sqrt{1-c^2}}. \text{ Hence, } \lim_{c \rightarrow 1^-} f'(c) = \infty \text{ so}$$

that the tangent lines approach the vertical.

38.



39. $y = \ln(2 + \sin x)$. Let $u = 2 + \sin x$; then $y = \ln u$ so by the Chain Rule

$$\begin{aligned} \frac{dy}{dx} &= \frac{dy}{du} \frac{du}{dx} = \left(\frac{1}{u}\right) \frac{du}{dx} = \left(\frac{1}{2 + \sin x}\right) \cdot \cos x \\ &= \frac{\cos x}{2 + \sin x} \end{aligned}$$

$$40. \frac{d}{dx} e^{\tan x} = e^{\tan x} \frac{d}{dx} \tan x = e^{\tan x} \sec^2 x$$

$$\begin{aligned} 41. \frac{d}{dx} \ln(\sec x + \tan x) &= \frac{\sec x \tan x + \sec^2 x}{\sec x + \tan x} \\ &= \frac{(\sec x)(\tan x + \sec x)}{\sec x + \tan x} = \sec x \end{aligned}$$

$$\begin{aligned} 42. \frac{d}{dx} [-\ln(\csc x + \cot x)] &= -\frac{-\csc x \cot x - \csc^2 x}{\csc x + \cot x} \\ &= \frac{\csc x(\cot x + \csc x)}{\cot x + \csc x} = \csc x \end{aligned}$$

$$43. \frac{d}{dx} \sin^{-1}(2x^2) = \frac{1}{\sqrt{1-(2x^2)^2}} \cdot 4x = \frac{4x}{\sqrt{1-4x^4}}$$

$$44. \frac{d}{dx} \arccos(e^x) = -\frac{1}{\sqrt{1-(e^x)^2}} \cdot e^x = -\frac{e^x}{\sqrt{1-e^{2x}}}$$

$$\begin{aligned} 45. \frac{d}{dx} [x^3 \tan^{-1}(e^x)] &= x^3 \cdot \frac{e^x}{1+(e^x)^2} + 3x^2 \tan^{-1}(e^x) \\ &= x^2 \left[\frac{xe^x}{1+e^{2x}} + 3 \tan^{-1}(e^x) \right] \end{aligned}$$

$$\begin{aligned} 46. \frac{d}{dx} (e^x \arcsin x^2) &= e^x \cdot \frac{2x}{\sqrt{1-(x^2)^2}} + e^x \arcsin x^2 \\ &= e^x \left(\frac{2x}{\sqrt{1-x^4}} + \arcsin x^2 \right) \end{aligned}$$

$$47. \frac{d}{dx} (\tan^{-1} x)^3 = 3(\tan^{-1} x)^2 \cdot \frac{1}{1+x^2} = \frac{3(\tan^{-1} x)^2}{1+x^2}$$

$$\begin{aligned} 48. \frac{d}{dx} \tan(\cos^{-1} x) &= \frac{d}{dx} \frac{\sin(\cos^{-1} x)}{\cos(\cos^{-1} x)} = \frac{d}{dx} \frac{\sqrt{1-x^2}}{x} \\ &= \frac{x \cdot \frac{1}{2} \cdot \frac{-1}{\sqrt{1-x^2}} (-2x) - \sqrt{1-x^2} \cdot 1}{x^2} \\ &= \frac{-x^2 - (1-x^2)}{x^2 \sqrt{1-x^2}} = -\frac{1}{x^2 \sqrt{1-x^2}} \end{aligned}$$

$$49. \frac{d}{dx} \sec^{-1}(x^3) = \frac{1}{|x^3| \sqrt{(x^3)^2 - 1}} \cdot 3x^2 = \frac{3}{|x| \sqrt{x^6 - 1}}$$

$$50. \frac{d}{dx} (\sec^{-1} x)^3 = 3(\sec^{-1} x)^2 \cdot \frac{1}{|x| \sqrt{x^2 - 1}} \\ = \frac{3(\sec^{-1} x)^2}{|x| \sqrt{x^2 - 1}}$$

$$51. \frac{d}{dx} (1 + \sin^{-1} x)^3 = 3(1 + \sin^{-1} x)^2 \cdot \frac{1}{\sqrt{1 - x^2}} \\ = \frac{3(1 + \sin^{-1} x)^2}{\sqrt{1 - x^2}}$$

$$52. y = \sin^{-1} \left(\frac{1}{x^2 + 4} \right)$$

Let $u = \frac{1}{x^2 + 4}$; then $y = \sin^{-1}(u(x))$ so by the

Chain Rule:

$$\frac{dy}{dx} = \frac{dy}{du} \frac{du}{dx} = \frac{1}{\sqrt{1 - u^2}} \cdot \frac{du}{dx} =$$

$$\frac{1}{\sqrt{1 - \left(\frac{1}{x^2 + 4} \right)^2}} \cdot \left(\frac{-2x}{(x^2 + 4)^2} \right) =$$

$$\left(\frac{(x^2 + 4)}{\sqrt{x^4 + 8x^2 + 15}} \right) \cdot \left(\frac{-2x}{(x^2 + 4)^2} \right) = \\ \frac{-2x}{(x^2 + 4)\sqrt{x^4 + 8x^2 + 15}}$$

$$53. y = \tan^{-1}(\ln x^2)$$

Let $u = x^2$, $v = \ln u$; then $y = \tan^{-1}(v(u(x)))$ so

by the Chain Rule:

$$\frac{dy}{dx} = \frac{dy}{dv} \frac{dv}{du} \frac{du}{dx} = \frac{1}{1 + v^2} \cdot \frac{1}{u} \cdot 2x =$$

$$\frac{1}{1 + (\ln x^2)^2} \cdot \frac{1}{x^2} \cdot 2x =$$

$$\frac{2}{x[1 + (\ln x^2)^2]}$$

$$54. y = x \operatorname{arcsec}(x^2 + 1)$$

$$\frac{dy}{dx} = x \left[\frac{d}{dx} \operatorname{arcsec}(x^2 + 1) \right] + \left(\frac{d}{dx} x \right) \cdot \operatorname{arcsec}(x^2 + 1)$$

$$= x \left[\frac{2x}{(x^2 + 1)\sqrt{(x^2 + 1)^2 - 1}} \right] + 1 \cdot \operatorname{arcsec}(x^2 + 1)$$

$$= \left[\frac{2x^2}{(x^2 + 1)\sqrt{x^4 + 2x^2}} \right] + \operatorname{arcsec}(x^2 + 1)$$

$$= \left[\frac{2x^2}{(x^2 + 1) \cdot |x| \sqrt{x^2 + 2}} \right] + \operatorname{arcsec}(x^2 + 1)$$

$$= \left[\frac{2|x|}{(x^2 + 1)\sqrt{x^2 + 2}} \right] + \operatorname{arcsec}(x^2 + 1)$$

$$55. \int \cos 3x \, dx$$

Let $u = 3x$, $du = 3dx$; then

$$\int \cos 3x \, dx = \frac{1}{3} \int \cos 3x (3dx) =$$

$$\frac{1}{3} \int \cos u \, du = \frac{1}{3} \sin u + C = \frac{1}{3} \sin 3x + C$$

$$56. \text{ Let } u = x^2, \text{ so } du = 2x \, dx.$$

$$\int x \sin(x^2) \, dx = \frac{1}{2} \int \sin(x^2) \cdot 2x \, dx$$

$$= \frac{1}{2} \int \sin u \, du = -\frac{1}{2} \cos u + C$$

$$= -\frac{1}{2} \cos(x^2) + C$$

$$57. \text{ Let } u = \sin 2x, \text{ so } du = 2 \cos 2x \, dx.$$

$$\int \sin 2x \cos 2x \, dx = \frac{1}{2} \int \sin 2x (2 \cos 2x) \, dx$$

$$= \frac{1}{2} \int u \, du$$

$$= \frac{u^2}{4} + C = \frac{1}{4} \sin^2 2x + C$$

$$58. \text{ Let } u = \cos x, \text{ so } du = -\sin x \, dx.$$

$$\int \tan x \, dx = \int \frac{\sin x}{\cos x} \, dx = -\int \frac{1}{\cos x} (-\sin x) \, dx$$

$$= -\int \frac{1}{u} \, du = -\ln|u| + C = -\ln|\cos x| + C$$

$$= \ln|\sec x| + C$$

59. Let $u = e^{2x}$, so $du = 2e^{2x} dx$.

$$\int e^{2x} \cos(e^{2x}) dx = \frac{1}{2} \int \cos(e^{2x})(2e^{2x}) dx$$

$$= \frac{1}{2} \int \cos u du$$

$$= \frac{1}{2} \sin u + C = \frac{1}{2} \sin(e^{2x}) + C$$

$$\int_0^1 e^{2x} \cos(e^{2x}) dx = \left[\frac{1}{2} \sin(e^{2x}) \right]_0^1$$

$$= \left[\frac{1}{2} \sin(e^2) - \frac{1}{2} \sin(e^0) \right]$$

$$= \frac{\sin e^2 - \sin 1}{2} \approx 0.0262$$

60. Let $u = \sin x$, so $du = \cos x dx$.

$$\int \sin^2 x \cos x dx = \int u^2 du = \frac{u^3}{3} + C = \frac{\sin^3 x}{3} + C$$

$$\int_0^{\pi/2} \sin^2 x \cos x dx = \left[\frac{\sin^3 x}{3} \right]_0^{\pi/2} = \frac{1}{3} - 0 = \frac{1}{3}$$

61. $\int_0^{\sqrt{2}/2} \frac{1}{\sqrt{1-x^2}} dx = [\arcsin x]_0^{\sqrt{2}/2}$

$$= \arcsin \frac{\sqrt{2}}{2} - \arcsin 0 = \frac{\pi}{4}$$

62. $\int_{\sqrt{2}}^2 \frac{dx}{x\sqrt{x^2-1}} = \int_{\sqrt{2}}^2 \frac{dx}{|x|\sqrt{x^2-1}} = [\sec^{-1} x]_{\sqrt{2}}^2$

$$= \sec^{-1} 2 - \sec^{-1} \sqrt{2}$$

$$= \cos^{-1} \left(\frac{1}{2} \right) - \cos^{-1} \left(\frac{\sqrt{2}}{2} \right) = \frac{\pi}{3} - \frac{\pi}{4} = \frac{\pi}{12}$$

63. $\int_{-1}^1 \frac{1}{1+x^2} dx = [\tan^{-1} x]_{-1}^1 = \tan^{-1} 1 - \tan^{-1}(-1)$

$$= \frac{\pi}{4} - \left(-\frac{\pi}{4} \right) = \frac{\pi}{2}$$

64. Let $u = \cos \theta$, so $du = -\sin \theta d\theta$.

$$\int \frac{\sin \theta}{1+\cos^2 \theta} d\theta = -\int \frac{1}{1+\cos^2 \theta} (-\sin \theta) d\theta$$

$$= -\int \frac{1}{1+u^2} du = -\tan^{-1} u + C$$

$$= -\tan^{-1}(\cos \theta) + C$$

$$\int_0^{\pi/2} \frac{\sin \theta}{1+\cos^2 \theta} d\theta = \left[-\tan^{-1}(\cos \theta) \right]_0^{\pi/2}$$

$$= -\tan^{-1} 0 + \tan^{-1} 1 = -0 + \frac{\pi}{4} = \frac{\pi}{4}$$

65. Let $u = 2x$, so $du = 2 dx$.

$$\int \frac{1}{1+4x^2} dx = \frac{1}{2} \int \frac{1}{1+(2x)^2} 2 dx$$

$$= \frac{1}{2} \int \frac{1}{1+u^2} du = \frac{1}{2} \arctan u + C$$

$$= \frac{1}{2} \arctan 2x + C$$

66. Let $u = e^x$, so $du = e^x dx$.

$$\int \frac{e^x}{1+e^{2x}} dx = \int \frac{e^x}{1+(e^x)^2} dx = \int \frac{1}{1+u^2} du$$

$$= \arctan u + C = \arctan e^x + C$$

67. $\int \frac{1}{\sqrt{12-9x^2}} dx = \int \frac{1}{\sqrt{12\left(1-\frac{3}{4}x^2\right)}} dx$

$$= \frac{1}{2\sqrt{3}} \int \frac{1}{\sqrt{1-\left(\frac{\sqrt{3}}{2}x\right)^2}} dx$$

Let $u = \frac{\sqrt{3}}{2}x$, $du = \frac{\sqrt{3}}{2} dx$; then

$$\frac{1}{2\sqrt{3}} \int \frac{1}{\sqrt{1-\left(\frac{\sqrt{3}}{2}x\right)^2}} dx = \frac{1}{2\sqrt{3}} \left(\frac{2}{\sqrt{3}} \right) \int \frac{1}{\sqrt{1-u^2}} du$$

$$= \frac{1}{3} \sin^{-1} u + C = \frac{1}{3} \sin^{-1} \left(\frac{\sqrt{3}}{2}x \right) + C$$

68. $\int \frac{x}{\sqrt{12-9x^2}} dx$. Let $u = 12-9x^2$, $du = -18x dx$;

then

$$\int \frac{x}{\sqrt{12-9x^2}} dx = -\frac{1}{18} \int \frac{1}{\sqrt{12-9x^2}} (-18 dx)$$

$$= -\frac{1}{18} \int \frac{1}{\sqrt{u}} du = \left(-\frac{1}{18} \right) (2\sqrt{u}) + C$$

$$= -\frac{\sqrt{12-9x^2}}{9} + C$$

$$69. \int \frac{1}{x^2 - 6x + 13} dx = \int \frac{1}{(x^2 - 6x + 9) + 4} dx$$

$$= \int \frac{1}{(x-3)^2 + 4} dx$$

Let $u = x - 3$, $du = dx$, $a = 2$; then

$$\int \frac{1}{(x-3)^2 + 4} dx = \int \frac{1}{u^2 + a^2} du = \frac{1}{a} \tan^{-1} \left(\frac{u}{a} \right) + C$$

$$= \frac{1}{2} \tan^{-1} \left(\frac{x-3}{2} \right) + C$$

$$70. \int \frac{1}{2x^2 + 8x + 25} dx = \int \frac{1}{2(x^2 + 4x + 4 + \frac{17}{2})} dx =$$

$$\frac{1}{2} \int \frac{1}{(x+2)^2 + \left(\sqrt{\frac{17}{2}}\right)^2} dx$$

Let $u = x + 2$, $du = dx$, $a = \sqrt{\frac{17}{2}}$; then

$$\frac{1}{2} \int \frac{1}{(x+2)^2 + \frac{17}{2}} dx = \frac{1}{2} \int \frac{1}{u^2 + a^2} du =$$

$$\frac{1}{2} \cdot \frac{1}{a} \tan^{-1} \left(\frac{u}{a} \right) + C = \frac{1}{2} \cdot \frac{\sqrt{2}}{\sqrt{17}} \tan^{-1} \left(\frac{x+2}{\sqrt{17/2}} \right) + C$$

$$= \frac{\sqrt{34}}{34} \tan^{-1} \left[\frac{\sqrt{34} \cdot (x+2)}{17} \right] + C$$

$$71. \int \frac{1}{x\sqrt{4x^2 - 9}} dx. \text{ Let } u = 2x, du = 2 dx, a = 3;$$

$$\text{then } \int \frac{1}{x\sqrt{4x^2 - 9}} dx = \int \frac{1}{2x\sqrt{4x^2 - 9}} (2 dx) =$$

$$\int \frac{1}{u\sqrt{u^2 - a^2}} du = \frac{1}{a} \sec^{-1} \left(\frac{|u|}{a} \right) + C =$$

$$\frac{1}{3} \sec^{-1} \left(\frac{2|x|}{3} \right) + C$$

$$72. \int \frac{x+1}{\sqrt{4-9x^2}} dx = \int \frac{x}{\sqrt{4-9x^2}} dx + \int \frac{1}{\sqrt{4-9x^2}} dx$$

These integrals are evaluated the same as those in problems 67 and 68 (with a constant of 4 rather than 12). Thus

$$\int \frac{x+1}{\sqrt{4-9x^2}} dx = -\frac{1}{9} \sqrt{4-9x^2} + \frac{1}{3} \sin^{-1} \left(\frac{3x}{2} \right) + C$$

73. The top of the picture is 7.6 ft above eye level, and the bottom of the picture is 2.6 ft above eye level. Let θ_1 be the angle between the viewer's line of sight to the top of the picture and the horizontal. Then call $\theta_2 = \theta_1 - \theta$, so $\theta = \theta_1 - \theta_2$.

$$\tan \theta_1 = \frac{7.6}{b}; \tan \theta_2 = \frac{2.6}{b};$$

$$\theta = \tan^{-1} \frac{7.6}{b} - \tan^{-1} \frac{2.6}{b}$$

If $b = 12.9$, $\theta \approx 0.3335$ or 19.1° .

74. a. Restrict $2x$ to $[0, \pi]$, i.e., restrict x to $\left[0, \frac{\pi}{2}\right]$.

Then $y = 3 \cos 2x$

$$\frac{y}{3} = \cos 2x$$

$$2x = \arccos \frac{y}{3}$$

$$x = f^{-1}(y) = \frac{1}{2} \arccos \frac{y}{3}$$

$$f^{-1}(x) = \frac{1}{2} \arccos \frac{x}{3}$$

b. Restrict $3x$ to $\left[-\frac{\pi}{2}, \frac{\pi}{2}\right]$, i.e., restrict x to

$$\left[-\frac{\pi}{6}, \frac{\pi}{6}\right]$$

Then $y = 2 \sin 3x$

$$\frac{y}{2} = \sin 3x$$

$$3x = \arcsin \frac{y}{2}$$

$$x = f^{-1}(y) = \frac{1}{3} \arcsin \frac{y}{2}$$

$$f^{-1}(x) = \frac{1}{3} \arcsin \frac{x}{2}$$

c. Restrict x to $\left(-\frac{\pi}{2}, \frac{\pi}{2}\right)$

$$y = \frac{1}{2} \tan x$$

$$2y = \tan x$$

$$x = f^{-1}(y) = \arctan 2y$$

$$f^{-1}(x) = \arctan 2x$$

d. Restrict x to $(-\infty, -\frac{2}{\pi}) \cup (\frac{2}{\pi}, \infty)$ so $\frac{1}{x}$ is restricted to $(-\frac{\pi}{2}, 0) \cup (0, \frac{\pi}{2})$

$$\text{then } y = \sin \frac{1}{x}$$

$$\frac{1}{x} = \arcsin y$$

$$x = f^{-1}(y) = \frac{1}{\arcsin y}$$

$$f^{-1}(x) = \frac{1}{\arcsin x}$$

$$\begin{aligned} 75. \quad \tan \left[2 \tan^{-1} \left(\frac{1}{4} \right) \right] &= \frac{2 \tan \left[\tan^{-1} \left(\frac{1}{4} \right) \right]}{1 - \tan^2 \left[\tan^{-1} \left(\frac{1}{4} \right) \right]} \\ &= \frac{2 \cdot \frac{1}{4}}{1 - \left(\frac{1}{4} \right)^2} = \frac{8}{15} \\ \tan \left[3 \tan^{-1} \left(\frac{1}{4} \right) \right] &= \tan \left[2 \tan^{-1} \left(\frac{1}{4} \right) + \tan^{-1} \left(\frac{1}{4} \right) \right] \\ &= \frac{\tan \left[2 \tan^{-1} \left(\frac{1}{4} \right) \right] + \tan \left[\tan^{-1} \left(\frac{1}{4} \right) \right]}{1 - \tan \left[2 \tan^{-1} \left(\frac{1}{4} \right) \right] \tan \left[\tan^{-1} \left(\frac{1}{4} \right) \right]} \\ &= \frac{\frac{8}{15} + \frac{1}{4}}{1 - \frac{8}{15} \cdot \frac{1}{4}} = \frac{47}{52} \\ \tan \left[3 \tan^{-1} \left(\frac{1}{4} \right) + \tan^{-1} \left(\frac{5}{99} \right) \right] &= \frac{\tan \left[3 \tan^{-1} \left(\frac{1}{4} \right) \right] + \tan \left[\tan^{-1} \left(\frac{5}{99} \right) \right]}{1 - \tan \left[3 \tan^{-1} \left(\frac{1}{4} \right) \right] \tan \left[\tan^{-1} \left(\frac{5}{99} \right) \right]} \\ &= \frac{\frac{47}{52} + \frac{5}{99}}{1 - \frac{47}{52} \cdot \frac{5}{99}} = \frac{4913}{4913} = 1 = \tan \frac{\pi}{4} \\ \text{Thus, } 3 \tan^{-1} \left(\frac{1}{4} \right) + \tan^{-1} \left(\frac{5}{99} \right) &= \tan^{-1}(1) = \frac{\pi}{4}. \end{aligned}$$

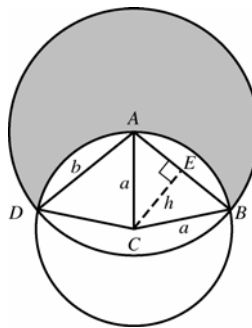
$$\begin{aligned} 76. \quad \tan \left[2 \tan^{-1} \left(\frac{1}{5} \right) \right] &= \frac{2 \tan \left[\tan^{-1} \left(\frac{1}{5} \right) \right]}{1 - \tan^2 \left[\tan^{-1} \left(\frac{1}{5} \right) \right]} \\ &= \frac{2 \cdot \frac{1}{5}}{1 - \left(\frac{1}{5} \right)^2} = \frac{5}{12} \\ \tan \left[4 \tan^{-1} \left(\frac{1}{5} \right) \right] &= \tan \left[2 \cdot 2 \tan^{-1} \left(\frac{1}{5} \right) \right] \end{aligned}$$

$$= \frac{2 \tan \left[2 \tan^{-1} \left(\frac{1}{5} \right) \right]}{1 - \tan^2 \left[2 \tan^{-1} \left(\frac{1}{5} \right) \right]} = \frac{2 \cdot \frac{5}{12}}{1 - \left(\frac{5}{12} \right)^2} = \frac{120}{119}$$

$$\begin{aligned} &\tan \left[4 \tan^{-1} \left(\frac{1}{5} \right) - \tan^{-1} \left(\frac{1}{239} \right) \right] \\ &= \frac{\tan \left[4 \tan^{-1} \left(\frac{1}{5} \right) \right] - \tan \left[\tan^{-1} \left(\frac{1}{239} \right) \right]}{1 + \tan \left[4 \tan^{-1} \left(\frac{1}{5} \right) \right] \tan \left[\tan^{-1} \left(\frac{1}{239} \right) \right]} \\ &= \frac{\frac{120}{119} - \frac{1}{239}}{1 + \frac{120}{119} \cdot \frac{1}{239}} = \frac{28,561}{28,561} = 1 = \tan \frac{\pi}{4} \end{aligned}$$

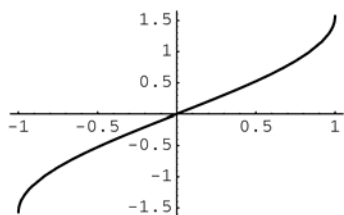
$$\text{Thus, } 4 \tan^{-1} \left(\frac{1}{5} \right) - \tan^{-1} \left(\frac{1}{239} \right) = \tan^{-1}(1) = \frac{\pi}{4}$$

77.



Let θ represent $\angle DAB$, then $\angle CAB$ is $\frac{\theta}{2}$. Since $\triangle ABC$ is isosceles, $|AE| = \frac{b}{2}$, $\cos \frac{\theta}{2} = \frac{\frac{b}{2}}{a} = \frac{b}{2a}$ and $\theta = 2 \cos^{-1} \frac{b}{2a}$. Thus sector ADB has area $\frac{1}{2} \left(2 \cos^{-1} \frac{b}{2a} \right) b^2 = b^2 \cos^{-1} \frac{b}{2a}$. Let ϕ represent $\angle DCB$, then $\angle ACB$ is $\frac{\phi}{2}$ and $\angle ECA$ is $\frac{\phi}{4}$, so $\sin \frac{\phi}{4} = \frac{\frac{b}{2}}{a} = \frac{b}{2a}$ and $\phi = 4 \sin^{-1} \frac{b}{2a}$. Thus sector DCB has area $\frac{1}{2} \left(4 \sin^{-1} \frac{b}{2a} \right) a^2 = 2a^2 \sin^{-1} \frac{b}{2a}$. These sectors overlap on the triangles $\triangle DAC$ and $\triangle CAB$, each of which has area $\frac{1}{2} |AB| h = \frac{1}{2} b \sqrt{a^2 - \left(\frac{b}{2} \right)^2} = \frac{1}{2} b \frac{\sqrt{4a^2 - b^2}}{2}$. The large circle has area πb^2 , hence the shaded region has area $\pi b^2 - b^2 \cos^{-1} \frac{b}{2a} - 2a^2 \sin^{-1} \frac{b}{2a} + \frac{1}{2} b \sqrt{4a^2 - b^2}$

78.



They have the same graph.

Conjecture: $\arcsin x = \arctan \frac{x}{\sqrt{1-x^2}}$ for

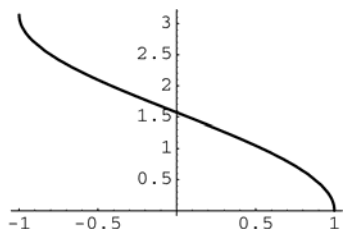
$-1 < x < 1$

Proof: Let $\theta = \arcsin x$, so $x = \sin \theta$.

Then $\frac{x}{\sqrt{1-x^2}} = \frac{\sin \theta}{\sqrt{1-\sin^2 \theta}} = \frac{\sin \theta}{\cos \theta} = \tan \theta$

so $\theta = \arctan \frac{x}{\sqrt{1-x^2}}$.

79.



It is the same graph as $y = \arccos x$.

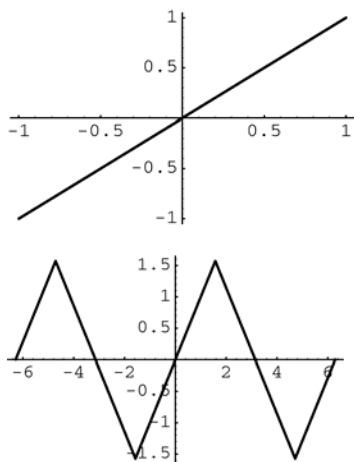
Conjecture: $\frac{\pi}{2} - \arcsin x = \arccos x$

Proof: Let $\theta = \frac{\pi}{2} - \arcsin x$

Then $x = \sin\left(\frac{\pi}{2} - \theta\right) = \cos \theta$

so $\theta = \arccos x$.

80.



$y = \sin(\arcsin x)$ is the line $y = x$, but only defined for $-1 \leq x \leq 1$.

$y = \arcsin(\sin x)$ is defined for all x , but only the portion for $-\frac{\pi}{2} \leq x \leq \frac{\pi}{2}$ is the line $y = x$.

$$\begin{aligned} 81. \int \frac{dx}{\sqrt{a^2-x^2}} &= \int \frac{dx}{\sqrt{a^2 \left[1-\left(\frac{x}{a}\right)^2\right]}} \\ &= \int \frac{1}{|a|} \cdot \frac{dx}{\sqrt{1-\left(\frac{x}{a}\right)^2}} = \int \frac{1}{a} \cdot \frac{dx}{\sqrt{1-\left(\frac{x}{a}\right)^2}} \text{ since } a > 0 \end{aligned}$$

Let $u = \frac{x}{a}$, so $du = \frac{1}{a} dx$.

$$\int \frac{1}{a} \cdot \frac{dx}{\sqrt{1-\left(\frac{x}{a}\right)^2}} = \int \frac{du}{\sqrt{1-u^2}} = \sin^{-1} u + C$$

$$= \sin^{-1} \frac{x}{a} + C$$

$$\begin{aligned} 82. D_x \sin^{-1} \frac{x}{a} &= \frac{1}{\sqrt{1-\left(\frac{x}{a}\right)^2}} \cdot \frac{1}{a} \\ &= \frac{1}{\sqrt{\frac{a^2-x^2}{a^2}}} \cdot \frac{1}{a} = \frac{|a|}{\sqrt{a^2-x^2}} \cdot \frac{1}{a} \\ &= \frac{a}{\sqrt{a^2-x^2}} \cdot \frac{1}{a}, \text{ since } a > 0 \\ &= \frac{1}{\sqrt{a^2-x^2}} \end{aligned}$$

$$\begin{aligned} 83. \text{ Let } u = \frac{x}{a}, \text{ so } du &= \frac{1}{a} dx \\ \int \frac{dx}{a^2+x^2} &= \frac{1}{a} \int \frac{1}{1+\left(\frac{x}{a}\right)^2} \frac{1}{a} dx \\ &= \frac{1}{a} \int \frac{1}{1+u^2} du = \frac{1}{a} \tan^{-1} u + C \\ &= \frac{1}{a} \tan^{-1} \left(\frac{x}{a}\right) + C \end{aligned}$$

84. Let $u = \frac{x}{a}$, so $du = (1/a)dx$. Since $a > 0$,

$$\begin{aligned} \int \frac{dx}{x\sqrt{x^2 - a^2}} &= \frac{1}{a} \int \frac{1}{\left(\frac{x}{a}\right)\sqrt{\left(\frac{x}{a}\right)^2 - 1}} \frac{1}{a} dx \\ &= \frac{1}{a} \int \frac{1}{u\sqrt{u^2 - 1}} du \\ &= \frac{1}{a} \sec^{-1}|u| + C = \frac{1}{a} \sec^{-1} \frac{|x|}{a} + C \end{aligned}$$

85. Note that $\frac{d}{dx} \sin^{-1}\left(\frac{x}{a}\right) = \frac{1}{\sqrt{a^2 - x^2}}$ (See

Problem 67).

$$\begin{aligned} \frac{d}{dx} \left[\frac{x}{2} \sqrt{a^2 - x^2} + \frac{a^2}{2} \sin^{-1} \frac{x}{a} + C \right] \\ &= \frac{1}{2} \sqrt{a^2 - x^2} + \frac{x}{2} \frac{1}{2\sqrt{a^2 - x^2}} (-2x) \\ &\quad + \frac{a^2}{2} \frac{1}{\sqrt{a^2 - x^2}} + 0 \\ &= \frac{1}{2} \sqrt{a^2 - x^2} + \frac{1}{2} \frac{-x^2 + a^2}{\sqrt{a^2 - x^2}} = \sqrt{a^2 - x^2} \end{aligned}$$

88. a. $\theta = \cos^{-1}\left(\frac{x}{b}\right) - \cos^{-1}\left(\frac{x}{a}\right)$

$$\frac{d\theta}{dt} = \left(\frac{-1}{\sqrt{1 - \left(\frac{x}{b}\right)^2}} \right) \left(\frac{1}{b} \right) \left(\frac{dx}{dt} \right) - \left(\frac{-1}{\sqrt{1 - \left(\frac{x}{a}\right)^2}} \right) \left(\frac{1}{a} \right) \left(\frac{dx}{dt} \right) = \left(\frac{1}{\sqrt{a^2 - x^2}} - \frac{1}{\sqrt{b^2 - x^2}} \right) \frac{dx}{dt}$$

b. $\theta = \tan^{-1}\left(\frac{a+x}{\sqrt{b^2 - x^2}}\right) - \sin^{-1}\left(\frac{x}{b}\right)$

$$\begin{aligned} \frac{d\theta}{dt} &= \left(\frac{1}{1 + \left(\frac{a+x}{\sqrt{b^2 - x^2}}\right)^2} \right) \left(\frac{\sqrt{b^2 - x^2} + \frac{(a+x)x}{\sqrt{b^2 - x^2}}}{b^2 - x^2} \right) \left(\frac{dx}{dt} \right) - \left(\frac{1}{\sqrt{1 - \left(\frac{x}{b}\right)^2}} \right) \left(\frac{1}{b} \right) \left(\frac{dx}{dt} \right) \\ &= \left[\left(\frac{b^2 - x^2}{b^2 - x^2 + (a+x)^2} \right) \left(\frac{b^2 + ax}{(b^2 - x^2)^{3/2}} \right) - \frac{1}{\sqrt{b^2 - x^2}} \right] \frac{dx}{dt} \\ &= \left[\frac{b^2 + ax}{(b^2 + a^2 + 2ax)\sqrt{b^2 - x^2}} - \frac{1}{\sqrt{b^2 - x^2}} \right] \frac{dx}{dt} = \left[-\frac{a^2 + ax}{(b^2 + a^2 + 2ax)\sqrt{b^2 - x^2}} \right] \frac{dx}{dt} \end{aligned}$$

$$\begin{aligned} 86. \int_{-a}^a \sqrt{a^2 - x^2} dx &= 2 \int_0^a \sqrt{a^2 - x^2} dx \\ &= 2 \left[\frac{x}{2} \sqrt{a^2 - x^2} + \frac{a^2}{2} \sin^{-1} \frac{x}{a} \right]_0^a \\ &= 2 \left[\frac{a}{2} (0) + \frac{a^2}{2} \sin^{-1}(1) - \frac{0}{2} \sqrt{a^2} - \frac{a^2}{2} \sin^{-1}(0) \right] \\ &= a^2 \sin^{-1}(1) = \frac{\pi a^2}{2} \end{aligned}$$

This result is expected because the integral should be half the area of a circle with radius a .

87. Let θ be the angle subtended by viewer's eye.

$$\theta = \tan^{-1}\left(\frac{12}{b}\right) - \tan^{-1}\left(\frac{2}{b}\right)$$

$$\begin{aligned} \frac{d\theta}{db} &= \frac{1}{1 + \left(\frac{12}{b}\right)^2} \left(-\frac{12}{b^2} \right) - \frac{1}{1 + \left(\frac{2}{b}\right)^2} \left(-\frac{2}{b^2} \right) \\ &= \frac{2}{b^2 + 4} - \frac{12}{b^2 + 144} = \frac{10(24 - b^2)}{(b^2 + 4)(b^2 + 144)} \end{aligned}$$

Since $\frac{d\theta}{db} > 0$ for b in $[0, 2\sqrt{6})$

and $\frac{d\theta}{db} < 0$ for b in $(2\sqrt{6}, \infty)$, the angle is

maximized for $b = 2\sqrt{6} \approx 4.899$.

The ideal distance is about 4.9 ft from the wall.

89. Let $h(t)$ represent the height of the elevator (the number of feet above the spectator's line of sight) t seconds after the line of sight passes horizontal, and let $\theta(t)$ denote the angle of elevation.

Then $h(t) = 15t$, so $\theta(t) = \tan^{-1}\left(\frac{15t}{60}\right) = \tan^{-1}\left(\frac{t}{4}\right)$.

$$\frac{d\theta}{dt} = \frac{1}{1 + \left(\frac{t}{4}\right)^2} \left(\frac{1}{4}\right) = \frac{4}{16 + t^2}$$

At $t = 6$, $\frac{d\theta}{dt} = \frac{4}{16 + 6^2} = \frac{1}{13}$ radians per second or about 4.41° per second.

90. Let $x(t)$ be the *horizontal* distance from the observer to the plane, in miles, at time t , in minutes.

Let $t = 0$ when the distance to the plane is 3 miles.

Then

$x(0) = \sqrt{3^2 - 2^2} = \sqrt{5}$. The speed of the plane is 10 miles per minute, so $x(t) = \sqrt{5} - 10t$. The angle of

elevation is $\theta(t) = \tan^{-1}\left(\frac{2}{x(t)}\right) = \tan^{-1}\left(\frac{2}{\sqrt{5} - 10t}\right)$,

$$\text{so } \frac{d\theta}{dt} = \frac{1}{1 + \left(2/(\sqrt{5} - 10t)\right)^2} \left(\frac{-2}{(\sqrt{5} - 10t)^2}\right) (-10)$$

$$= \frac{20}{(\sqrt{5} - 10t)^2 + 4}.$$

When $t = 0$, $\frac{d\theta}{dt} = \frac{20}{9} \approx 2.22$ radians per minute.

91. Let x represent the position on the shoreline and let θ represent the angle of the beam ($x = 0$ and $\theta = 0$ when the light is pointed at P). Then

$$\theta = \tan^{-1}\left(\frac{x}{2}\right), \text{ so } \frac{d\theta}{dt} = \frac{1}{1 + \left(\frac{x}{2}\right)^2} \frac{1}{2} \frac{dx}{dt} = \frac{2}{4 + x^2} \frac{dx}{dt}$$

When $x = 1$,

$$\frac{dx}{dt} = 5\pi, \text{ so } \frac{d\theta}{dt} = \frac{2}{4 + 1^2} (5\pi) = 2\pi$$

The beacon revolves at a rate of 2π radians per minute or 1 revolution per minute.

92. Let x represent the length of the rope and let θ represent the angle of depression of the rope.

Then $\theta = \sin^{-1}\left(\frac{8}{x}\right)$, so

$$\frac{d\theta}{dt} = \frac{1}{\sqrt{1 - \left(\frac{8}{x}\right)^2}} - \frac{8}{x^2} \frac{dx}{dt} = -\frac{8}{x\sqrt{x^2 - 64}} \frac{dx}{dt}.$$

When $x = 17$ and $\frac{dx}{dt} = -5$, we obtain

$$\frac{d\theta}{dt} = -\frac{8}{17\sqrt{17^2 - 64}} (-5) = \frac{8}{51}.$$

The angle of depression is increasing at a rate of $8/51 \approx 0.16$ radians per second.

93. Let x represent the distance to the *center* of the earth and let θ represent the angle subtended by the

earth. Then $\theta = 2\sin^{-1}\left(\frac{6376}{x}\right)$, so

$$\begin{aligned} \frac{d\theta}{dt} &= 2 \frac{1}{\sqrt{1 - \left(\frac{6376}{x}\right)^2}} \left(-\frac{6376}{x^2}\right) \frac{dx}{dt} \\ &= -\frac{12,752}{x\sqrt{x^2 - 6376^2}} \frac{dx}{dt} \end{aligned}$$

When she is 3000 km from the surface

$x = 3000 + 6376 = 9376$ and $\frac{dx}{dt} = -2$. Substituting

these values, we obtain $\frac{d\theta}{dt} \approx 3.96 \times 10^{-4}$ radians per second.

6.9 Concepts Review

1. $\frac{e^x - e^{-x}}{2}$; $\frac{e^x + e^{-x}}{2}$
2. $\cosh^2 x - \sinh^2 x = 1$
3. the graph of $x^2 - y^2 = 1$, a hyperbola
4. catenary; a hanging cable or chain

Problem Set 6.9

1.
$$\begin{aligned}\cosh x + \sinh x &= \frac{e^x + e^{-x}}{2} + \frac{e^x - e^{-x}}{2} \\ &= \frac{2e^x}{2} = e^x\end{aligned}$$
2.
$$\begin{aligned}\cosh 2x + \sinh 2x &= \frac{e^{2x} + e^{-2x}}{2} + \frac{e^{2x} - e^{-2x}}{2} \\ &= \frac{2e^{2x}}{2} = e^{2x}\end{aligned}$$
3.
$$\begin{aligned}\cosh x - \sinh x &= \frac{e^x + e^{-x}}{2} - \frac{e^x - e^{-x}}{2} \\ &= \frac{2e^{-x}}{2} = e^{-x}\end{aligned}$$
4.
$$\cosh 2x - \sinh 2x = \frac{e^{2x} + e^{-2x}}{2} - \frac{e^{2x} - e^{-2x}}{2} = \frac{2e^{-2x}}{2} = e^{-2x}$$
5.
$$\begin{aligned}\sinh x \cosh y + \cosh x \sinh y &= \frac{e^x - e^{-x}}{2} \cdot \frac{e^y + e^{-y}}{2} + \frac{e^x + e^{-x}}{2} \cdot \frac{e^y - e^{-y}}{2} \\ &= \frac{e^{x+y} + e^{x-y} - e^{-x+y} - e^{-x-y}}{4} + \frac{e^{x+y} - e^{x-y} + e^{-x+y} - e^{-x-y}}{4} \\ &= \frac{2e^{x+y} - 2e^{-(x+y)}}{4} = \frac{e^{x+y} - e^{-(x+y)}}{2} = \sinh(x+y)\end{aligned}$$
6.
$$\begin{aligned}\sinh x \cosh y - \cosh x \sinh y &= \frac{e^x - e^{-x}}{2} \cdot \frac{e^y + e^{-y}}{2} - \frac{e^x + e^{-x}}{2} \cdot \frac{e^y - e^{-y}}{2} \\ &= \frac{e^{x+y} + e^{x-y} - e^{-x+y} - e^{-x-y}}{4} - \frac{e^{x+y} - e^{x-y} + e^{-x+y} - e^{-x-y}}{4} \\ &= \frac{2e^{x-y} - 2e^{-x+y}}{4} = \frac{e^{x-y} - e^{-(x-y)}}{2} = \sinh(x-y)\end{aligned}$$

$$\begin{aligned}
 7. \quad \cosh x \cosh y + \sinh x \sinh y &= \frac{e^x + e^{-x}}{2} \cdot \frac{e^y + e^{-y}}{2} + \frac{e^x - e^{-x}}{2} \cdot \frac{e^y - e^{-y}}{2} \\
 &= \frac{e^{x+y} + e^{x-y} + e^{-x+y} + e^{-x-y}}{4} + \frac{e^{x+y} - e^{x-y} - e^{-x+y} + e^{-x-y}}{4} \\
 &= \frac{2e^{x+y} + 2e^{-x-y}}{4} = \frac{e^{x+y} + e^{-(x+y)}}{2} = \cosh(x+y)
 \end{aligned}$$

$$\begin{aligned}
 8. \quad \cosh x \cosh y - \sinh x \sinh y &= \frac{e^x + e^{-x}}{2} \cdot \frac{e^y + e^{-y}}{2} - \frac{e^x - e^{-x}}{2} \cdot \frac{e^y - e^{-y}}{2} \\
 &= \frac{e^{x+y} + e^{x-y} + e^{-x+y} + e^{-x-y}}{4} - \frac{e^{x+y} - e^{x-y} - e^{-x+y} + e^{-x-y}}{4} \\
 &= \frac{2e^{x-y} + 2e^{-x+y}}{4} = \frac{e^{x-y} + e^{-(x-y)}}{2} = \cosh(x-y)
 \end{aligned}$$

$$\begin{aligned}
 9. \quad \frac{\tanh x + \tanh y}{1 + \tanh x \tanh y} &= \frac{\frac{\sinh x}{\cosh x} + \frac{\sinh y}{\cosh y}}{1 + \frac{\sinh x}{\cosh x} \cdot \frac{\sinh y}{\cosh y}} \\
 &= \frac{\sinh x \cosh y + \cosh x \sinh y}{\cosh x \cosh y + \sinh x \sinh y} = \frac{\sinh(x+y)}{\cosh(x+y)} \\
 &= \tanh(x+y)
 \end{aligned}$$

$$\begin{aligned}
 10. \quad \frac{\tanh x - \tanh y}{1 - \tanh x \tanh y} &= \frac{\frac{\sinh x}{\cosh x} - \frac{\sinh y}{\cosh y}}{1 - \frac{\sinh x}{\cosh x} \cdot \frac{\sinh y}{\cosh y}} \\
 &= \frac{\sinh x \cosh y - \cosh x \sinh y}{\cosh x \cosh y - \sinh x \sinh y} = \frac{\sinh(x-y)}{\cosh(x-y)} \\
 &= \tanh(x-y)
 \end{aligned}$$

$$11. \quad 2 \sinh x \cosh x = \sinh x \cosh x + \cosh x \sinh x = \sinh(x+x) = \sinh 2x$$

$$12. \quad \cosh^2 x + \sinh^2 x = \cosh x \cosh x + \sinh x \sinh x = \cosh(x+x) = \cosh 2x$$

$$13. \quad D_x \sinh^2 x = 2 \sinh x \cosh x = \sinh 2x$$

$$14. \quad D_x \cosh^2 x = 2 \cosh x \sinh x = \sinh 2x$$

$$15. \quad D_x (5 \sinh^2 x) = 10 \sinh x \cdot \cosh x = 5 \sinh 2x$$

$$23. \quad D_x (\cosh 3x \sinh x) = \cosh 3x \cdot \cosh x + \sinh x \cdot \sinh 3x \cdot 3 = \cosh 3x \cosh x + 3 \sinh 3x \sinh x$$

$$24. \quad D_x (\sinh x \cosh 4x) = \sinh x \cdot \sinh 4x \cdot 4 + \cosh 4x \cdot \cosh x = 4 \sinh x \sinh 4x + \cosh x \cosh 4x$$

$$25. \quad D_x (\tanh x \sinh 2x) = \tanh x \cdot \cosh 2x \cdot 2 + \sinh 2x \cdot \operatorname{sech}^2 x = 2 \tanh x \cosh 2x + \sinh 2x \operatorname{sech}^2 x$$

$$26. \quad D_x (\coth 4x \sinh x) = \coth 4x \cdot \cosh x + \sinh x (-\operatorname{csch}^2 4x) \cdot 4 = \cosh x \coth 4x - 4 \sinh x \operatorname{csch}^2 4x$$

$$16. \quad D_x \cosh^3 x = 3 \cosh^2 x \sinh x$$

$$17. \quad D_x \cosh(3x+1) = \sinh(3x+1) \cdot 3 = 3 \sinh(3x+1)$$

$$\begin{aligned}
 18. \quad D_x \sinh(x^2 + x) &= \cosh(x^2 + x) \cdot (2x+1) \\
 &= (2x+1) \cosh(x^2 + x)
 \end{aligned}$$

$$\begin{aligned}
 19. \quad D_x \ln(\sinh x) &= \frac{1}{\sinh x} \cdot \cosh x = \frac{\cosh x}{\sinh x} \\
 &= \operatorname{coth} x
 \end{aligned}$$

$$\begin{aligned}
 20. \quad D_x \ln(\coth x) &= \frac{1}{\coth x} (-\operatorname{csch}^2 x) \\
 &= -\frac{\sinh x}{\cosh x} \cdot \frac{1}{\sinh^2 x} = -\frac{1}{\sinh x \cosh x} \\
 &= -\operatorname{csch} x \operatorname{sech} x
 \end{aligned}$$

$$\begin{aligned}
 21. \quad D_x (x^2 \cosh x) &= x^2 \cdot \sinh x + \cosh x \cdot 2x \\
 &= x^2 \sinh x + 2x \cosh x
 \end{aligned}$$

$$\begin{aligned}
 22. \quad D_x (x^{-2} \sinh x) &= x^{-2} \cdot \cosh x + \sinh x \cdot (-2x^{-3}) \\
 &= x^{-2} \cosh x - 2x^{-3} \sinh x
 \end{aligned}$$

$$27. D_x \sinh^{-1}(x^2) = \frac{1}{\sqrt{(x^2)^2 + 1}} \cdot 2x = \frac{2x}{\sqrt{x^4 + 1}}$$

$$28. D_x \cosh^{-1}(x^3) = \frac{1}{\sqrt{(x^3)^2 - 1}} \cdot 3x^2 = \frac{3x^2}{\sqrt{x^6 - 1}}$$

$$29. D_x \tanh^{-1}(2x-3) = \frac{1}{1-(2x-3)^2} \cdot 2 = \frac{2}{1-(4x^2-12x+9)} = \frac{2}{-4x^2+12x-8} = -\frac{1}{2(x^2-3x+2)}$$

$$30. D_x \coth^{-1}(x^5) = D_x \tanh^{-1}\left(\frac{1}{x^5}\right) = \frac{1}{1-\left(\frac{1}{x^5}\right)^2} \cdot \left(-\frac{5}{x^6}\right) = \frac{x^{10}}{x^{10}-1} \cdot \left(-\frac{5}{x^6}\right) = -\frac{5x^4}{x^{10}-1}$$

$$31. D_x [x \cosh^{-1}(3x)] = x \cdot \frac{1}{\sqrt{(3x)^2 - 1}} \cdot 3 + \cosh^{-1}(3x) \cdot 1 = \frac{3x}{\sqrt{9x^2 - 1}} + \cosh^{-1} 3x$$

$$32. D_x (x^2 \sinh^{-1} x^5) = x^2 \cdot \frac{1}{\sqrt{(x^5)^2 + 1}} \cdot 5x^4 + \sinh^{-1} x^5 \cdot 2x = \frac{5x^6}{\sqrt{x^{10} + 1}} + 2x \sinh^{-1} x^5$$

$$33. D_x \ln(\cosh^{-1} x) = \frac{1}{\cosh^{-1} x} \cdot \frac{1}{\sqrt{x^2 - 1}}$$

$$= \frac{1}{\sqrt{x^2 - 1} \cosh^{-1} x}$$

34. $\cosh^{-1}(\cos x)$ does not have a derivative, since $D_u \cosh^{-1} u$ is only defined for $u > 1$ while $\cos x \leq 1$ for all x .

$$35. D_x \tanh(\cot x) = \operatorname{sech}^2(\cot x) \cdot (-\csc^2 x)$$

$$= -\csc^2 x \operatorname{sech}^2(\cot x)$$

$$36. D_x \coth^{-1}(\tanh x) = D_x \tanh^{-1}\left(\frac{1}{\tanh x}\right)$$

$$= D_x \tanh^{-1}(\coth x)$$

$$= \frac{1}{1-(\coth x)^2} (-\operatorname{csch}^2 x) = \frac{-\operatorname{csch}^2 x}{-\operatorname{csch}^2 x} = 1$$

$$37. \text{Area} = \int_0^{\ln 3} \cosh 2x dx = \left[\frac{1}{2} \sinh 2x \right]_0^{\ln 3}$$

$$= \frac{1}{2} \left(\frac{e^{2 \ln 3} - e^{-2 \ln 3}}{2} - \frac{e^0 - e^{-0}}{2} \right)$$

$$= \frac{1}{4} (e^{\ln 9} - e^{\ln \frac{1}{9}}) = \frac{1}{4} \left(9 - \frac{1}{9} \right) = \frac{20}{9}$$

38. Let $u = 3x + 2$, so $du = 3 dx$.

$$\int \sinh(3x+2) dx = \frac{1}{3} \int \sinh u du = \frac{1}{3} \cosh u + C$$

$$= \frac{1}{3} \cosh(3x+2) + C$$

39. Let $u = \pi x^2 + 5$, so $du = 2\pi x dx$.

$$\int x \cosh(\pi x^2 + 5) dx = \frac{1}{2\pi} \int \cosh u du$$

$$= \frac{1}{2\pi} \sinh u + C = \frac{1}{2\pi} \sinh(\pi x^2 + 5) + C$$

40. Let $u = \sqrt{z}$, so $du = \frac{1}{2\sqrt{z}} dz$.

$$\int \frac{\cosh \sqrt{z}}{\sqrt{z}} dz = 2 \int \cosh u du = 2 \sinh u + C$$

$$= 2 \sinh \sqrt{z} + C$$

41. Let $u = 2z^{1/4}$, so $du = \frac{1}{4} \cdot 2z^{-3/4} dz = \frac{1}{2\sqrt[4]{z^3}} dz$.

$$\int \frac{\sinh(2z^{1/4})}{\sqrt[4]{z^3}} dz = 2 \int \sinh u du = 2 \cosh u + C$$

$$= 2 \cosh(2z^{1/4}) + C$$

42. Let $u = e^x$, so $du = e^x dx$.
- $$\int e^x \sinh e^x dx = \int \sinh u du = \cosh u + C$$
- $$= \cosh e^x + C$$
43. Let $u = \sin x$, so $du = \cos x dx$
- $$\int \cos x \sinh(\sin x) dx = \int \sinh u du = \cosh u + C$$
- $$= \cosh(\sin x) + C$$
44. Let $u = \ln(\cosh x)$, so
- $$du = \frac{1}{\cosh x} \cdot \sinh x = \tanh x dx.$$
- $$\int \tanh x \ln(\cosh x) dx = \int u du = \frac{u^2}{2} + C$$
- $$= \frac{1}{2} [\ln(\cosh x)]^2 + C$$
45. Let $u = \ln(\sinh x^2)$, so
- $$du = \frac{1}{\sinh x^2} \cdot \cosh x^2 \cdot 2x dx = 2x \coth x^2 dx.$$
- $$\int x \coth x^2 \ln(\sinh x^2) dx = \frac{1}{2} \int u du = \frac{1}{2} \cdot \frac{u^2}{2} + C$$
- $$= \frac{1}{4} [\ln(\sinh x^2)]^2 + C$$
46. Area = $\int_{-\ln 5}^{\ln 5} \cosh 2x dx = 2 \int_0^{\ln 5} \cosh 2x dx$
- $$= 2 \left[\frac{1}{2} \sinh 2x \right]_0^{\ln 5}$$
- $$= \sinh(2 \ln 5) = \frac{1}{2} (e^{2 \ln 5} - e^{-2 \ln 5})$$
- $$= \frac{1}{2} (e^{\ln 25} - e^{-\ln 25}) = \frac{1}{2} \left(25 - \frac{1}{25} \right)$$
- $$= \frac{312}{25} = 12.48$$
47. Note that the graphs of $y = \sinh x$ and $y = 0$ intersect at the origin.
- $$\text{Area} = \int_0^{\ln 2} \sinh x dx = [\cosh x]_0^{\ln 2}$$
- $$= \frac{e^{\ln 2} + e^{-\ln 2}}{2} - \frac{e^0 + e^0}{2} = \frac{1}{2} \left(2 + \frac{1}{2} \right) - 1 = \frac{1}{4}$$
48. $\tanh x = 0$ when $\sinh x = 0$, which is when $x = 0$.
- $$\text{Area} = \int_{-8}^0 (-\tanh x) dx + \int_0^8 \tanh x dx$$
- $$= 2 \int_0^8 \tanh x dx = 2 \int_0^8 \frac{\sinh x}{\cosh x} dx$$
- Let $u = \cosh x$, so $du = \sinh x dx$.
- $$2 \int \frac{\sinh x}{\cosh x} dx = 2 \int \frac{1}{u} du = 2 \ln |u| + C$$
- $$2 \int_0^8 \frac{\sinh x}{\cosh x} dx = [2 \ln |\cosh x|]_0^8$$
- $$= 2(\ln |\cosh 8| - \ln 1) = 2 \ln(\cosh 8) \approx 14.61$$
49. Volume = $\int_0^1 \pi \cosh^2 x dx = \frac{\pi}{2} \int_0^1 (1 + \cosh 2x) dx$
- $$= \frac{\pi}{2} \left[x + \frac{\sinh 2x}{2} \right]_0^1$$
- $$= \frac{\pi}{2} \left(1 + \frac{\sinh 2}{2} - 0 \right)$$
- $$= \frac{\pi}{2} + \frac{\pi \sinh 2}{4} \approx 4.42$$
50. Volume = $\int_0^{\ln 10} \pi \sinh^2 x dx$
- $$= \pi \int_0^{\ln 10} \left(\frac{e^x - e^{-x}}{2} \right)^2 dx$$
- $$= \pi \int_0^{\ln 10} \frac{e^{2x} - 2 + e^{-2x}}{4} dx = \frac{\pi}{4} \int_0^{\ln 10} (e^{2x} - 2 + e^{-2x}) dx$$
- $$= \frac{\pi}{4} \left[\frac{1}{2} e^{2x} - 2x - \frac{1}{2} e^{-2x} \right]_0^{\ln 10}$$
- $$= \frac{\pi}{8} [e^{2x} - 4x - e^{-2x}]_0^{\ln 10}$$
- $$= \frac{\pi}{8} \left(100 - 4 \ln 10 - \frac{1}{100} \right) \approx 35.65$$
51. Note that $1 + \sinh^2 x = \cosh^2 x$ and $\cosh^2 x = \frac{1 + \cosh 2x}{2}$
- $$\text{Surface area} = \int_0^1 2\pi y \sqrt{1 + \left(\frac{dy}{dx} \right)^2} dx$$
- $$= \int_0^1 2\pi \cosh x \sqrt{1 + \sinh^2 x} dx$$
- $$= \int_0^1 2\pi \cosh x \cosh x dx$$
- $$= \int_0^1 \pi(1 + \cosh 2x) dx$$
- $$= \left[\pi x + \frac{\pi}{2} \sinh 2x \right]_0^1 = \pi + \frac{\pi}{2} \sinh 2 \approx 8.84$$

$$52. \text{ Surface area} = \int_0^1 2\pi y \sqrt{1 + \left(\frac{dy}{dx}\right)^2} dx = \int_0^1 2\pi \sinh x \sqrt{1 + \cosh^2 x} dx$$

Let $u = \cosh x$, so $du = \sinh x dx$

$$\int 2\pi \sinh x \sqrt{1 + \cosh^2 x} dx = 2\pi \int \sqrt{1 + u^2} du = 2\pi \left[\frac{u}{2} \sqrt{1 + u^2} + \frac{1}{2} \ln |u + \sqrt{1 + u^2}| + C \right]$$

$= \pi \cosh x \sqrt{1 + \cosh^2 x} + \pi \ln |\cosh x + \sqrt{1 + \cosh^2 x}| + C$ (The integration of $\int \sqrt{1 + u^2} du$ is shown in Formula 44 of the Tables in the back of the text, which is covered in Chapter 8.)

$$\int_0^1 2\pi \sinh x \sqrt{1 + \cosh^2 x} dx = \pi \left[\cosh x \sqrt{1 + \cosh^2 x} + \ln |\cosh x + \sqrt{1 + \cosh^2 x}| \right]_0^1$$

$$= \pi \left[\cosh 1 \sqrt{1 + \cosh^2 1} + \ln |\cosh 1 + \sqrt{1 + \cosh^2 1}| - (\sqrt{2} + \ln |1 + \sqrt{2}|) \right] \approx 5.53$$

$$53. y = a \cosh\left(\frac{x}{a}\right) + C$$

$$\frac{dy}{dx} = \sinh\left(\frac{x}{a}\right)$$

$$\frac{d^2y}{dx^2} = \frac{1}{a} \cosh\left(\frac{x}{a}\right)$$

We need to show that $\frac{d^2y}{dx^2} = \frac{1}{a} \sqrt{1 + \left(\frac{dy}{dx}\right)^2}$.

Note that $1 + \sinh^2\left(\frac{x}{a}\right) = \cosh^2\left(\frac{x}{a}\right)$ and $\cosh\left(\frac{x}{a}\right) > 0$. Therefore,

$$\frac{1}{a} \sqrt{1 + \left(\frac{dy}{dx}\right)^2} = \frac{1}{a} \sqrt{1 + \sinh^2\left(\frac{x}{a}\right)} = \frac{1}{a} \sqrt{\cosh^2\left(\frac{x}{a}\right)} = \frac{1}{a} \cosh\left(\frac{x}{a}\right) = \frac{d^2y}{dx^2}$$

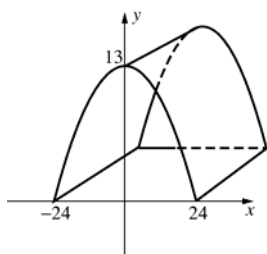
54. a. The graph of $y = b - a \cosh\left(\frac{x}{a}\right)$ is symmetric about the y-axis, so if its width along the

x-axis is $2a$, its x-intercepts are $(\pm a, 0)$. Therefore, $y(a) = b - a \cosh\left(\frac{a}{a}\right) = 0$, so $b = a \cosh 1 \approx 1.54308a$.

b. The height is $y(0) \approx 1.54308a - a \cosh 0 = 0.54308a$.

c. If $2a = 48$, the height is about $0.54308a = (0.54308)(24) \approx 13$.

55. a.



b. Area under the curve is

$$\int_{-24}^{24} \left[37 - 24 \cosh\left(\frac{x}{24}\right) \right] dx = \left[37x - 576 \sinh\left(\frac{x}{24}\right) \right]_{-24}^{24} \approx 422$$

Volume is about $(422)(100) = 42,200 \text{ ft}^3$.

c. Length of the curve is

$$\int_{-24}^{24} \sqrt{1 + \left(\frac{dy}{dx}\right)^2} dx = \int_{-24}^{24} \sqrt{1 + \sinh^2\left(\frac{x}{24}\right)} dx = \int_{-24}^{24} \cosh\left(\frac{x}{24}\right) dx = \left[24 \sinh\left(\frac{x}{24}\right)\right]_{-24}^{24} = 48 \sinh 1 \approx 56.4$$

$$\text{Surface area} \approx (56.4)(100) = 5640 \text{ ft}^2$$

$$\begin{aligned} 56. \text{ Area} &= \frac{1}{2} \cosh t \sinh t - \int_1^{\cosh t} \sqrt{x^2 - 1} dx = \frac{1}{2} \cosh t \sinh t - \left[\frac{1}{2} x \sqrt{x^2 - 1} - \frac{1}{2} \ln |x + \sqrt{x^2 - 1}| \right]_1^{\cosh t} \\ &= \frac{1}{2} \cosh t \sinh t - \left[\frac{1}{2} \cosh t \sqrt{\cosh^2 t - 1} - \frac{1}{2} \ln |\cosh t + \sqrt{\cosh^2 t - 1}| - 0 \right] \\ &= \frac{1}{2} \cosh t \sinh t - \frac{1}{2} \cosh t \sinh t + \frac{1}{2} \ln |\cosh t + \sinh t| = \frac{1}{2} \ln e^t = \frac{t}{2} \end{aligned}$$

$$\begin{aligned} 57. \text{ a. } (\sinh x + \cosh x)^r &= \left(\frac{e^x - e^{-x}}{2} + \frac{e^x + e^{-x}}{2} \right)^r = \left(\frac{2e^x}{2} \right)^r = e^{rx} \\ \sinh rx + \cosh rx &= \frac{e^{rx} - e^{-rx}}{2} + \frac{e^{rx} + e^{-rx}}{2} = \frac{2e^{rx}}{2} = e^{rx} \end{aligned}$$

$$\begin{aligned} \text{b. } (\cosh x - \sinh x)^r &= \left(\frac{e^x + e^{-x}}{2} - \frac{e^x - e^{-x}}{2} \right)^r = \left(\frac{2e^{-x}}{2} \right)^r = e^{-rx} \\ \cosh rx - \sinh rx &= \frac{e^{rx} + e^{-rx}}{2} - \frac{e^{rx} - e^{-rx}}{2} = \frac{2e^{-rx}}{2} = e^{-rx} \end{aligned}$$

$$\begin{aligned} \text{c. } (\cos x + i \sin x)^r &= \left(\frac{e^{ix} + e^{-ix}}{2} + i \frac{e^{ix} - e^{-ix}}{2i} \right)^r = \left(\frac{2e^{ix}}{2} \right)^r = e^{irx} \\ \cos rx + i \sin rx &= \frac{e^{irx} + e^{-irx}}{2} + i \frac{e^{irx} - e^{-irx}}{2i} = \frac{2e^{irx}}{2} = e^{irx} \end{aligned}$$

$$\begin{aligned} \text{d. } (\cos x - i \sin x)^r &= \left(\frac{e^{ix} + e^{-ix}}{2} - i \frac{e^{ix} - e^{-ix}}{2i} \right)^r = \left(\frac{2e^{-ix}}{2} \right)^r = e^{-irx} \\ \cos rx - i \sin rx &= \frac{e^{irx} + e^{-irx}}{2} - i \frac{e^{irx} - e^{-irx}}{2i} = \frac{2e^{-irx}}{2} = e^{-irx} \end{aligned}$$

$$\begin{aligned} 58. \text{ a. } gd(-t) &= \tan^{-1}[\sinh(-t)] \\ &= \tan^{-1}(-\sinh t) = -\tan^{-1}(\sinh t) = -gd(t) \\ \text{so } gd &\text{ is odd.} \\ D_t[gd(t)] &= \frac{1}{1 + \sinh^2 t} \cdot \cosh t = \frac{\cosh t}{\cosh^2 t} \\ &= \text{sech } t > 0 \text{ for all } t, \text{ so } gd \text{ is increasing.} \\ D_t^2[gd(t)] &= D_t(\text{sech } t) = -\text{sech } t \tanh t \\ D_t^2[gd(t)] &= 0 \text{ when } \tanh t = 0, \text{ since} \\ \text{sech } t > 0 &\text{ for all } t. \tanh t = 0 \text{ at } t = 0 \text{ and} \\ \tanh t < 0 &\text{ for } t < 0, \text{ thus } D_t^2[gd(t)] > 0 \text{ for} \\ t < 0 &\text{ and } D_t^2[gd(t)] < 0 \text{ for } t > 0. \text{ Hence} \\ gd(t) &\text{ has an inflection point at} \\ (0, gd(0)) &= (0, \tan^{-1} 0) = (0, 0). \end{aligned}$$

$$\begin{aligned} \text{b. If } y &= \tan^{-1}(\sinh t) \text{ then } \tan y = \sinh t \text{ so} \\ \sin y &= \frac{\tan y}{\sqrt{\tan^2 y + 1}} = \frac{\sinh t}{\sqrt{\sinh^2 t + 1}} \\ &= \frac{\sinh t}{\cosh t} = \tanh t \text{ so } y = \sin^{-1}(\tanh t) \\ \text{Also, } D_t y &= \frac{1}{1 + \sinh^2 t} \cdot \cosh t \\ &= \frac{\cosh t}{\cosh^2 t} = \frac{1}{\cosh t} = \text{sech } t, \\ \text{so } y &= \int_0^t \text{sech } u \, du \text{ by the Fundamental} \\ &\text{Theorem of Calculus.} \end{aligned}$$

59. Area = $\int_0^x \cosh t \, dt = [\sinh t]_0^x = \sinh x$

Arc length =

$$\int_0^x \sqrt{1 + [D_t \cosh t]^2} \, dt = \int_0^x \sqrt{1 + \sinh^2 t} \, dt$$

$$= \int_0^x \cosh t \, dt = [\sinh t]_0^x = \sinh x$$

60. From Problem 54, the equation of an inverted

catenary is $y = b - a \cosh \frac{x}{a}$. Given the

information about the Gateway Arch, the curve passes through the points $(\pm 315, 0)$ and $(0, 630)$.

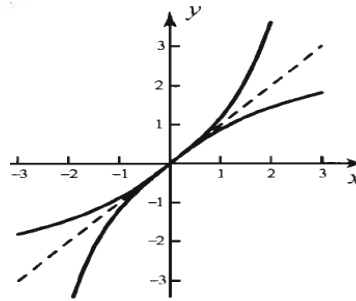
Thus, $b = a \cosh \frac{315}{a}$ and $630 = b - a$, so

$$b = a + 630.$$

$$a + 630 = a \cosh \frac{315}{a} \Rightarrow a \approx 128, \text{ so } b \approx 758.$$

The equation is $y = 758 - 128 \cosh \frac{x}{128}$.

61.



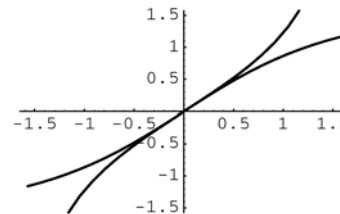
The functions $y = \sinh x$ and $y = \ln(x + \sqrt{x^2 + 1})$ are inverse functions.

62. $y = gd(x) = \tan^{-1}(\sinh x)$

$$\tan y = \sinh x$$

$$x = gd^{-1}(y) = \sinh^{-1}(\tan y)$$

Thus, $y = gd^{-1}(x) = \sinh^{-1}(\tan x)$



6.10 Chapter Review

Concepts Test

1. False: $\ln 0$ is undefined.

2. True: $\frac{d^2 y}{dx^2} = -\frac{1}{x^2} < 0$ for all $x > 0$.

3. True: $\int_1^{e^3} \frac{1}{t} dt = [\ln|t|]_1^{e^3} = \ln e^3 - \ln 1 = 3$

4. False: The graph is intersected *at most* once by every horizontal line.

5. True: The range of $y = \ln x$ is the set of all real numbers.

6. False: $\ln x - \ln y = \ln\left(\frac{x}{y}\right)$

7. False: $4 \ln x = \ln(x^4)$

8. True: $\ln(2e^{x+1}) - \ln(2e^x) = \ln \frac{2e^{x+1}}{2e^x} = \ln e = 1$

9. True: $f(g(x)) = 4 + e^{\ln(x-4)}$

$$= 4 + (x-4) = x$$

and

$$g(f(x)) = \ln(4 + e^x - 4) = \ln e^x = x$$

10. False: $\exp(x+y) = \exp x \exp y$

11. True: $\ln x$ is an increasing function.

12. False: Only true for $x > 1$, or $\ln x > 0$.

13. True: $e^z > 0$ for all z .

14. True: e^x is an increasing function.

15. True: $\lim_{x \rightarrow 0^+} (\ln \sin x - \ln x)$
 $= \lim_{x \rightarrow 0^+} \ln\left(\frac{\sin x}{x}\right) = \ln 1 = 0$

16. True: $\pi^{\sqrt{2}} = e^{\sqrt{2} \ln \pi}$

17. False: $\ln \pi$ is a constant so $\frac{d}{dx} \ln \pi = 0$.

18. True: $\frac{d}{dx} (\ln 3|x| + C)$
 $= \frac{d}{dx} (\ln|x| + \ln 3 + C) = \frac{1}{x}$

19. True: e is a number.
20. True: $\exp[g(x)] \neq 0$ because 0 is not in the range of the function $y = e^x$.
21. False: $D_x(x^x) = x^x(1 + \ln x)$
22. True: $2(\tan x + \sec x)' - (\tan x + \sec x)^2$
 $= 2(\sec^2 x + \sec x \tan x)$
 $- \tan^2 x - 2 \tan x \sec x - \sec^2 x$
 $= \sec^2 x - \tan^2 x = 1$
23. True: The integrating factor is
 $e^{\int 4/x dx} = e^{4 \ln x} = (e^{\ln x})^4 = x^4$
24. True: The solution is $y(x) = e^{-4} \cdot e^{2x}$. Thus,
slope $= 2e^{-4} \cdot e^{2x}$ and at $x = 2$ the slope is 2.
25. False: The solution is $y(x) = e^{2x}$, so
 $y'(x) = 2e^{2x}$. In general, Euler's method will underestimate the solution if the slope of the solution is increasing as it is in this case.
26. False: $\sin(\arcsin(2))$ is undefined
27. False: $\arcsin(\sin 2\pi) = \arcsin 0 = 0$
28. True: $\sinh x$ is increasing.
29. False: $\cosh x$ is not increasing.
30. True: $\cosh(0) = 1 = e^0$
If $x > 0$, $e^x > 1$ while $e^{-x} < 1 < e^x$ so
 $\cosh x = \frac{1}{2}(e^x + e^{-x}) < \frac{1}{2}(2e^x)$
 $= e^x = e^{|x|}$. If $x < 0$, $-x > 0$ and
 $e^{-x} > 1$ while $e^x < 1 < e^{-x}$ so
 $\cosh x = \frac{1}{2}(e^x + e^{-x}) < \frac{1}{2}(2e^{-x})$
 $= e^{-x} = e^{|x|}$.
31. True: $|\sinh x| \leq \frac{1}{2}e^{|x|}$ is equivalent to
 $|e^x - e^{-x}| \leq e^{|x|}$. When $x = 0$,
 $\sinh x = 0 < \frac{1}{2}e^0 = \frac{1}{2}$. If $x > 0$,
- $e^x > 1$ and $e^{-x} < 1 < e^x$, thus
 $|e^x - e^{-x}| = e^x - e^{-x} < e^x = e^{|x|}$.
If $x < 0$, $e^{-x} > 1$ and $e^x < 1 < e^{-x}$,
thus
 $|e^x - e^{-x}| = -(e^x - e^{-x})$
 $= e^{-x} - e^x < e^{-x} = e^{|x|}$.
32. False: $\tan^{-1}\left(\frac{1}{2}\right) \approx 0.4636$
but $\frac{\sin^{-1}\left(\frac{1}{2}\right)}{\cos^{-1}\left(\frac{1}{2}\right)} = \frac{1}{2}$
33. False: $\cosh(\ln 3) = \frac{e^{\ln 3} + e^{-\ln 3}}{2}$
 $= \frac{1}{2}\left(3 + \frac{1}{3}\right) = \frac{5}{3}$
34. False: $\lim_{x \rightarrow 0} \ln\left(\frac{\sin x}{x}\right) = \ln 1 = 0$
35. True: $\lim_{x \rightarrow -\infty} \tan^{-1} x = -\frac{\pi}{2}$, since
 $\lim_{x \rightarrow \frac{\pi}{2}^+} \tan x = -\infty$.
36. False: $\cosh x > 1$ for $x \neq 0$, while $\sin^{-1} u$ is only defined for $-1 \leq u \leq 1$.
37. True: $\tanh x = \frac{\sinh x}{\cosh x}$; $\sinh x$ is an odd function and $\cosh x$ is an even function.
38. False: Both functions satisfy $y'' - y = 0$.
39. True: $\ln 3^{100} = 100 \ln 3 > 100 \cdot 1$ since $\ln 3 > 1$.
40. False: $\ln(x - 3)$ is not defined for $x < 3$.
41. True: y triples every time t increases by t_1 .
42. False: $x(0) = C$; $\frac{1}{2}C = Ce^{-kt}$ when
 $\frac{1}{2} = e^{-kt}$, so $\ln \frac{1}{2} = -kt$ or
 $t = \frac{\ln \frac{1}{2}}{-k} = \frac{-\ln 2}{-k} = \frac{\ln 2}{k}$

43. True: $(y(t) + z(t))' = y'(t) + z'(t)$
 $= ky(t) + kz(t) = k(y(t) + z(t))$
44. False: Only true if $C = 0$;
 $(y_1(t) + y_2(t))' = y_1'(t) + y_2'(t)$
 $= ky_1(t) + C + ky_2(t) + C$
 $= k(y_1(t) + y_2(t)) + 2C$.
45. False: Use the substitution $u = -h$.
 $\lim_{h \rightarrow 0} (1-h)^{-1/h} = \lim_{u \rightarrow 0} (1+u)^{1/u} = e$
 by Theorem 6.5.A.
46. False: $e^{0.05} \approx 1.051 < \left(1 + \frac{0.06}{12}\right)^{12} \approx 1.062$
47. True: If $D_x(a^x) = a^x \ln a = a^x$, then
 $\ln a = 1$, so $a = e$.

Sample Test Problems

1. $\ln \frac{x^4}{2} = 4 \ln x - \ln 2$
 $\frac{d}{dx} \ln \frac{x^4}{2} = \frac{d}{dx} (4 \ln x - \ln 2) = \frac{4}{x}$
2. $\frac{d}{dx} \sin^2(x^3) = 2 \sin(x^3) \frac{d}{dx} \sin(x^3)$
 $= 2 \sin(x^3) \cos(x^3) \frac{d}{dx} x^3 = 6x^2 \sin(x^3) \cos(x^3)$
3. $\frac{d}{dx} e^{x^2-4x} = e^{x^2-4x} \frac{d}{dx} (x^2 - 4x)$
 $= (2x - 4)e^{x^2-4x}$
4. $\frac{d}{dx} \log_{10}(x^5 - 1) = \frac{1}{(x^5 - 1) \ln 10} \frac{d}{dx} (x^5 - 1)$
 $= \frac{5x^4}{(x^5 - 1) \ln 10}$
5. $\frac{d}{dx} \tan(\ln e^x) = \frac{d}{dx} \tan x = \sec^2 x$
6. $\frac{d}{dx} e^{\ln \cot x} = \frac{d}{dx} \cot x = -\csc^2 x$
7. $\frac{d}{dx} 2 \tanh \sqrt{x} = 2 \operatorname{sech}^2 \sqrt{x} \frac{d}{dx} \sqrt{x} = \frac{\operatorname{sech}^2 \sqrt{x}}{\sqrt{x}}$

8. $\frac{d}{dx} \tanh^{-1}(\sin x) = \frac{1}{1 - \sin^2 x} \frac{d}{dx} \sin x = \frac{\cos x}{1 - \sin^2 x}$
 $= \frac{\cos x}{\cos^2 x} = \sec x$
9. $\frac{d}{dx} \sinh^{-1}(\tan x) = \frac{1}{\sqrt{\tan^2 x + 1}} \frac{d}{dx} \tan x$
 $= \frac{\sec^2 x}{\sqrt{\tan^2 x + 1}} = \frac{\sec^2 x}{\sqrt{\sec^2 x}} = |\sec x|$
10. $\frac{d}{dx} 2 \sin^{-1} \sqrt{3x} = \frac{2}{\sqrt{1 - (\sqrt{3x})^2}} \frac{d}{dx} \sqrt{3x}$
 $= \frac{2}{\sqrt{1 - 3x}} \frac{3}{2\sqrt{3x}} = \frac{3}{\sqrt{3x - 9x^2}}$
11. $\frac{d}{dx} \sec^{-1} e^x = \frac{1}{|e^x| \sqrt{(e^x)^2 - 1}} \frac{d}{dx} e^x$
 $= \frac{e^x}{e^x \sqrt{e^{2x} - 1}} = \frac{1}{\sqrt{e^{2x} - 1}}$
12. $\frac{d}{dx} \ln \sin^2\left(\frac{x}{2}\right) = \frac{1}{\sin^2\left(\frac{x}{2}\right)} \frac{d}{dx} \sin^2\left(\frac{x}{2}\right)$
 $= \frac{1}{\sin^2\left(\frac{x}{2}\right)} 2 \sin\left(\frac{x}{2}\right) \frac{d}{dx} \sin\left(\frac{x}{2}\right)$
 $= \frac{1}{\sin^2\left(\frac{x}{2}\right)} \left[2 \sin\left(\frac{x}{2}\right)\right] \frac{1}{2} \cos\left(\frac{x}{2}\right) = \cot\left(\frac{x}{2}\right)$
13. $\frac{d}{dx} 3 \ln(e^{5x} + 1) = \frac{3}{e^{5x} + 1} (5e^{5x}) = \frac{15e^{5x}}{e^{5x} + 1}$
14. $\frac{d}{dx} \ln(2x^3 - 4x + 5)$
 $= \frac{1}{2x^3 - 4x + 5} \frac{d}{dx} (2x^3 - 4x + 5) = \frac{6x^2 - 4}{2x^3 - 4x + 5}$
15. $\frac{d}{dx} \cos e^{\sqrt{x}} = -\sin e^{\sqrt{x}} \frac{d}{dx} e^{\sqrt{x}}$
 $= (-\sin e^{\sqrt{x}}) e^{\sqrt{x}} \frac{d}{dx} \sqrt{x}$
 $= -\frac{e^{\sqrt{x}} \sin e^{\sqrt{x}}}{2\sqrt{x}}$

$$16. \frac{d}{dx} \ln(\tanh x) = \frac{1}{\tanh x} \frac{d}{dx} \tanh x$$

$$= \frac{1}{\tanh x} \operatorname{sech}^2 x = \operatorname{csch} x \operatorname{sech} x$$

$$17. \frac{d}{dx} 2 \cos^{-1} \sqrt{x} = \frac{-2}{\sqrt{1-(\sqrt{x})^2}} \frac{d}{dx} \sqrt{x}$$

$$= \frac{-2}{\sqrt{1-x}} \frac{1}{2\sqrt{x}} = -\frac{1}{\sqrt{x-x^2}}$$

$$18. \frac{d}{dx} [4^{3x} + (3x)^4] = \frac{d}{dx} (64^x + 81x^4)$$

$$= 64^x \ln 64 + 324x^3$$

$$19. \frac{d}{dx} 2 \csc e^{\ln \sqrt{x}} = \frac{d}{dx} 2 \csc \sqrt{x}$$

$$= -2 \csc \sqrt{x} \cot \sqrt{x} \frac{d}{dx} \sqrt{x}$$

$$= -\frac{\csc \sqrt{x} \cot \sqrt{x}}{\sqrt{x}}$$

$$20. \frac{d}{dx} (\log_{10} 2x)^{2/3}$$

$$= \frac{2}{3} (\log_{10} 2x)^{-1/3} \frac{d}{dx} (\log_{10} 2 + \log_{10} x)$$

$$= \frac{2}{3} (\log_{10} 2x)^{-1/3} \frac{1}{x \ln 10}$$

$$= \frac{2}{3x \ln 10 \sqrt[3]{\log_{10} 2x}}$$

$$21. \frac{d}{dx} 4 \tan 5x \sec 5x$$

$$= 20 \sec^2 5x \sec 5x + 20 \tan 5x \sec 5x \tan 5x$$

$$= 20 \sec 5x (\sec^2 5x + \tan^2 5x)$$

$$= 20 \sec 5x (2 \sec^2 5x - 1)$$

$$22. \frac{d}{dx} \tan^{-1} \left(\frac{x^2}{2} \right) = \frac{1}{\left(\frac{x^2}{2} \right)^2 + 1} \frac{d}{dx} \left(\frac{x^2}{2} \right)$$

$$= \frac{x}{\left(\frac{x^4}{4} \right) + 1} = \frac{4x}{x^4 + 4}$$

$$\frac{d}{dx} \left[x \tan^{-1} \left(\frac{x^2}{2} \right) \right] = (1) \tan^{-1} \left(\frac{x^2}{2} \right) + (x) \left(\frac{4x}{x^4 + 4} \right)$$

$$= \tan^{-1} \left(\frac{x^2}{2} \right) + \frac{4x^2}{x^4 + 4}$$

$$23. \frac{d}{dx} x^{1+x} = \frac{d}{dx} e^{(1+x) \ln x}$$

$$= e^{(1+x) \ln x} \frac{d}{dx} [(1+x) \ln x]$$

$$= x^{1+x} \left[(1)(\ln x) + (1+x) \left(\frac{1}{x} \right) \right]$$

$$= x^{1+x} \left(\ln x + 1 + \frac{1}{x} \right)$$

$$24. \frac{d}{dx} (1+x^2)^e = e(1+x^2)^{e-1} \frac{d}{dx} (1+x^2)$$

$$= 2xe(1+x^2)^{e-1}$$

$$25. \text{ Let } u = 3x - 1, \text{ so } du = 3 dx.$$

$$\int e^{3x-1} dx = \frac{1}{3} \int e^{3x-1} 3 dx = \frac{1}{3} \int e^u du$$

$$= \frac{1}{3} e^u + C = \frac{1}{3} e^{3x-1} + C$$

Check:

$$\frac{d}{dx} \left(\frac{1}{3} e^{3x-1} + C \right) = \frac{1}{3} e^{3x-1} \frac{d}{dx} (3x-1) = e^{3x-1}$$

$$26. \text{ Let } u = \sin 3x, \text{ so } du = 3 \cos 3x dx.$$

$$\int 6 \cot 3x dx = 2 \int \frac{1}{\sin 3x} 3 \cos 3x dx = 2 \int \frac{1}{u} du$$

$$= 2 \ln |u| + C = 2 \ln |\sin 3x| + C$$

Check:

$$\frac{d}{dx} (2 \ln |\sin 3x| + C) = \frac{2}{\sin 3x} \frac{d}{dx} \sin 3x$$

$$= \frac{2(3 \cos 3x)}{\sin 3x} = 6 \cot 3x$$

$$27. \text{ Let } u = e^x, \text{ so } du = e^x dx.$$

$$\int e^x \sin e^x dx = \int \sin u du = -\cos u + C$$

$$= -\cos e^x + C$$

Check:

$$\frac{d}{dx} (-\cos e^x + C) = (\sin e^x) \frac{d}{dx} e^x = e^x \sin e^x$$

$$28. \text{ Let } u = x^2 + x - 5, \text{ so } du = (2x+1) dx.$$

$$\int \frac{6x+3}{x^2+x-5} dx = 3 \int \frac{1}{x^2+x-5} (2x+1) dx$$

$$= 3 \int \frac{1}{u} du = 3 \ln |u| + C = 3 \ln |x^2 + x - 5| + C$$

Check:

$$\frac{d}{dx} (3 \ln |x^2 + x - 5| + C) = \frac{3}{x^2 + x - 5} \frac{d}{dx} (x^2 + x - 5)$$

$$= \frac{6x+3}{x^2 + x - 5}$$

29. Let $u = e^{x+3} + 1$, so $du = e^{x+3} dx$.

$$\int \frac{e^{x+2}}{e^{x+3} + 1} dx = \frac{1}{e} \int \frac{1}{e^{x+3} + 1} e^{x+3} dx = \frac{1}{e} \int \frac{1}{u} du$$

$$= \frac{1}{e} \ln|u| + C = \frac{\ln(e^{x+3} + 1)}{e} + C$$

Check:

$$\frac{d}{dx} \left(\frac{\ln(e^{x+3} + 1)}{e} + C \right) = \frac{1}{e} \frac{1}{e^{x+3} + 1} \frac{d}{dx} (e^{x+3} + 1)$$

$$= \frac{e^{x+3} e^{-1}}{e^{x+3} + 1} = \frac{e^{x+2}}{e^{x+3} + 1}$$

30. Let $u = x^2$, so $du = 2x dx$.

$$\int 4x \cos x^2 dx = 2 \int (\cos x^2) 2x dx = 2 \int \cos u du$$

$$= 2 \sin u + C = 2 \sin x^2 + C$$

Check:

$$\frac{d}{dx} (2 \sin x^2 + C) = 2 \cos x^2 \frac{d}{dx} x^2 = 4x \cos x^2$$

31. Let $u = 2x$, so $du = 2 dx$.

$$\int \frac{4}{\sqrt{1-4x^2}} dx = 2 \int \frac{1}{\sqrt{1-(2x)^2}} 2 dx$$

$$= 2 \int \frac{1}{\sqrt{1-u^2}} du$$

$$= 2 \sin^{-1} u + C = 2 \sin^{-1} 2x + C$$

Check:

$$\frac{d}{dx} (2 \sin^{-1} 2x + C) = 2 \left(\frac{1}{\sqrt{1-(2x)^2}} \right) \frac{d}{dx} 2x$$

$$= \frac{4}{\sqrt{1-4x^2}}$$

32. Let $u = \sin x$, so $du = \cos x dx$.

$$\int \frac{\cos x}{1 + \sin^2 x} dx = \int \frac{1}{1 + u^2} du = \tan^{-1} u + C$$

$$= \tan^{-1}(\sin x) + C$$

Check:

$$\frac{d}{dx} [\tan^{-1}(\sin x) + C] = \frac{1}{1 + \sin^2 x} \frac{d}{dx} \sin x$$

$$= \frac{\cos x}{1 + \sin^2 x}$$

33. Let $u = \ln x$, so $du = \frac{1}{x} dx$.

$$\int \frac{-1}{x + x(\ln x)^2} dx = - \int \frac{1}{1 + (\ln x)^2} \cdot \frac{1}{x} dx$$

$$= - \int \frac{1}{1 + u^2} du = - \tan^{-1} u + C = - \tan^{-1}(\ln x) + C$$

Check:

$$\frac{d}{dx} [-\tan^{-1}(\ln x) + C] = - \frac{1}{1 + (\ln x)^2} \frac{d}{dx} \ln x$$

$$= \frac{-1}{x + x(\ln x)^2}$$

34. Let $u = x - 3$, so $du = dx$.

$$\int \operatorname{sech}^2(x-3) dx = \int \operatorname{sech}^2 u du = \tanh u + C$$

$$= \tanh(x-3) + C$$

Check:

$$\frac{d}{dx} [\tanh(x-3)] = \operatorname{sech}^2(x-3) \frac{d}{dx} (x-3)$$

$$= \operatorname{sech}^2(x-3)$$

35. $f'(x) = \cos x - \sin x$; $f'(x) = 0$ when $\tan x = 1$,

$$x = \frac{\pi}{4}$$

$f'(x) > 0$ when $\cos x > \sin x$ which occurs when

$$-\frac{\pi}{2} \leq x < \frac{\pi}{4}.$$

$f''(x) = -\sin x - \cos x$; $f''(x) = 0$ when

$$\tan x = -1, \quad x = -\frac{\pi}{4}$$

$f''(x) > 0$ when $\cos x < -\sin x$ which occurs

$$\text{when } -\frac{\pi}{2} \leq x < -\frac{\pi}{4}.$$

Increasing on $\left[-\frac{\pi}{2}, \frac{\pi}{4}\right]$

Decreasing on $\left[\frac{\pi}{4}, \frac{\pi}{2}\right]$

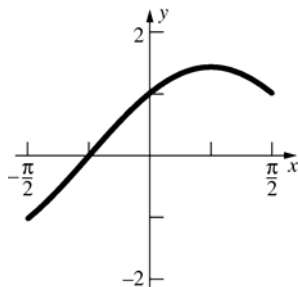
Concave up on $\left(-\frac{\pi}{2}, -\frac{\pi}{4}\right)$

Concave down on $\left(-\frac{\pi}{4}, \frac{\pi}{2}\right)$

Inflection point at $\left(-\frac{\pi}{4}, 0\right)$

Global maximum at $\left(\frac{\pi}{4}, \sqrt{2}\right)$

Global minimum at $\left(-\frac{\pi}{2}, -1\right)$



36. $f(x) = \frac{x^2}{e^x}$

$$f'(x) = \frac{e^x(2x) - x^2(e^x)}{(e^x)^2} = \frac{2x - x^2}{e^x}$$

f is increasing on $[0, 2]$ because $f'(x) > 0$ on $(0, 2)$.

f is decreasing on $(-\infty, 0] \cup [2, \infty)$ because

$f'(x) < 0$ on $(-\infty, 0) \cup (2, \infty)$.

$$f''(x) = \frac{e^x(2 - 2x) - (2x - x^2)e^x}{(e^x)^2} = \frac{x^2 - 4x + 2}{e^x}$$

Inflection points are at

$$x = \frac{4 \pm \sqrt{16 - 4 \cdot 2}}{2} = 2 \pm \sqrt{2}.$$

The graph of f is concave up on

$(-\infty, 2 - \sqrt{2}) \cup (2 + \sqrt{2}, \infty)$ because $f''(x) > 0$ on these intervals.

The graph of f is concave down on

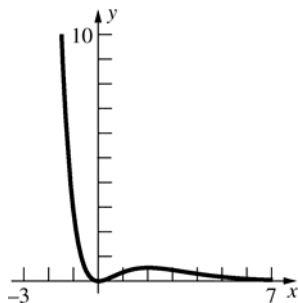
$(2 - \sqrt{2}, 2 + \sqrt{2})$ because $f''(x) < 0$ on this interval.

The absolute minimum value is $f(0) = 0$.

The relative maximum value is $f(2) = \frac{4}{e^2}$.

The inflection points are

$$\left(2 - \sqrt{2}, \frac{6 - 4\sqrt{2}}{e^{2 - \sqrt{2}}}\right) \text{ and } \left(2 + \sqrt{2}, \frac{6 + 4\sqrt{2}}{e^{2 + \sqrt{2}}}\right).$$



37. a. $f'(x) = 5x^4 + 6x^2 + 4 \geq 4 > 0$ for all x , so $f(x)$ is increasing.

b. $f(1) = 7$, so $g(7) = f^{-1}(7) = 1$.

c. $g'(7) = \frac{1}{f'(1)} = \frac{1}{15}$

38. $\frac{1}{2} = e^{10k}$

$$k = \frac{\ln\left(\frac{1}{2}\right)}{10} \approx -0.06931$$

$$y = 100e^{-0.06931t}$$

$$1 = 100e^{-0.06931t}$$

$$t = \frac{\ln\left(\frac{1}{100}\right)}{-0.06931} \approx 66.44$$

It will take about 66.44 years.

39.

x_n	y_n
1.0	2.0
1.2	2.4
1.4	2.976
1.6	3.80928
1.8	5.02825
2.0	6.83842

40. Let x be the horizontal distance from the airplane to the searchlight, $\frac{dx}{dt} = 300$.

$$\tan \theta = \frac{500}{x}, \text{ so } \theta = \tan^{-1} \frac{500}{x}.$$

$$\frac{d\theta}{dt} = \frac{1}{1 + \left(\frac{500}{x}\right)^2} \left(-\frac{500}{x^2}\right) \frac{dx}{dt}$$

$$= -\frac{500}{x^2 + 250,000} \frac{dx}{dt}$$

When $\theta = 30^\circ$, $x = \frac{500}{\tan 30^\circ} = 500\sqrt{3}$ and

$$\frac{d\theta}{dt} = -\frac{500}{(500\sqrt{3})^2 + (500)^2} (300)$$

$= -\frac{300}{2000} = -\frac{3}{20}$. The angle is decreasing at the rate of $0.15 \text{ rad/s} \approx 8.59^\circ/\text{s}$.

$$41. \quad y = (\cos x)^{\sin x} = e^{\sin x \ln(\cos x)}$$

$$\frac{dy}{dx} = e^{\sin x \ln(\cos x)} \frac{d}{dx} [\sin x \ln(\cos x)]$$

$$= e^{\sin x \ln(\cos x)} \left[\cos x \ln(\cos x) + (\sin x) \left(\frac{1}{\cos x} \right) (-\sin x) \right]$$

$$= (\cos x)^{\sin x} \left[\cos x \ln(\cos x) - \frac{\sin^2 x}{\cos x} \right]$$

$$\text{At } x = 0, \quad \frac{dy}{dx} = 1^0 (1 \ln 1 - 0) = 0.$$

The tangent line has slope 0, so it is horizontal:
 $y = 1$.

42. Let t represent the number of years since 1990.

$$14,000 = 10,000e^{10k}$$

$$k = \frac{\ln(1.4)}{10} \approx 0.03365$$

$$y = 10,000e^{0.03365t}$$

$$y(20) = 10,000e^{(0.03365)(20)} \approx 19,601$$

The population will be about 19,600.

43. Integrating factor is x . $D[yx] = 0$; $y = Cx^{-1}$

44. Integrating factor is x^2 .

$$D[yx^2] = x^3; \quad y = \left(\frac{1}{4} \right) x^2 + Cx^{-2}$$

45. (Linear first-order) $y' + 2xy = 2x$

$$\text{Integrating factor: } e^{\int 2x dx} = e^{x^2}$$

$$D[ye^{x^2}] = 2xe^{x^2}; \quad ye^{x^2} = e^{x^2} + C;$$

$$y = 1 + Ce^{-x^2}$$

If $x = 0$, $y = 3$, then $3 = 1 + C$, so $C = 2$.

$$\text{Therefore, } y = 1 + 2e^{-x^2}.$$

46. Integrating factor is e^{-ax} .

$$D[ye^{-ax}] = 1; \quad y = e^{ax}(x + C)$$

47. Integrating factor is e^{-2x} .

$$D[ye^{-2x}] = e^{-x}; \quad y = -e^x + Ce^{2x}$$

48. a. $Q'(t) = 3 - 0.02Q$

b. $Q'(t) + 0.02Q = 3$

Integrating factor is $e^{0.02t}$

$$D[Qe^{0.02t}] = 3e^{0.02t}$$

$$Q(t) = 150 + Ce^{-0.02t}$$

$$Q(t) = 150 - 30e^{-0.02t} \text{ goes through } (0, 120).$$

c. $Q \rightarrow 150$ g, as $t \rightarrow \infty$.

Review and Preview Problems

$$1. \quad \int \sin 2x \, dx = \frac{1}{2} \int \sin u \, du = -\frac{1}{2} \cos u + C =$$

$$\frac{du=2dx}{u=2x} -\frac{1}{2} \cos 2x + C$$

$$2. \quad \int e^{3t} \, dt = \frac{1}{3} \int e^u \, du = \frac{1}{3} e^u + C = \frac{1}{3} e^{3t} + C$$

$$\frac{du=3dt}{u=3t}$$

$$3. \quad \int x \sin x^2 \, dx = \frac{1}{2} \int \sin u \, du = -\frac{1}{2} \cos u + C =$$

$$\frac{du=2x dx}{u=x^2} -\frac{1}{2} \cos x^2 + C$$

$$4. \quad \int x e^{3x^2} \, dx = \frac{1}{6} \int e^u \, du = \frac{1}{6} e^u + C = \frac{1}{6} e^{3x^2} + C$$

$$\frac{du=6x dx}{u=3x^2}$$

$$5. \quad \int \frac{\sin t}{\cos t} \, dt = -\int \frac{1}{u} \, du = -\ln|u| + C =$$

$$\frac{du=-\sin t dt}{u=\cos t} \ln \left| \frac{1}{u} \right| + C = \ln \left| \frac{1}{\cos t} \right| + C = \ln|\sec t| + C$$

$$6. \quad \int \sin^2 x \cos x \, dx = \int u^2 \, du = \frac{u^3}{3} + C = \frac{\sin^3 x}{3} + C$$

$$\frac{du=\cos x dx}{u=\sin x}$$

$$7. \quad \int x \sqrt{x^2 + 2} \, dx = \frac{1}{2} \int \sqrt{u} \, du = \frac{1}{3} u^{3/2} + C$$

$$\frac{du=2x dx}{u=x^2+2} = \frac{1}{3} (x^2 + 2)^{3/2} + C$$

$$8. \quad \int \frac{x}{x^2 + 1} \, dx = \frac{1}{2} \int \frac{1}{u} \, du = \frac{1}{2} \ln|u| + C$$

$$\frac{du=2x dx}{u=x^2+1} = \ln \sqrt{|u|} + C = \ln \sqrt{x^2 + 1} + C$$

$$9. f'(x) = \left[x \left(\frac{1}{x} \right) + (\ln x)(1) \right] - 1 = \ln x$$

$$10. f'(x) = \left[\frac{x}{\sqrt{1-x^2}} + (1) \arcsin x \right] + \frac{-2x}{2\sqrt{1-x^2}} \\ = \arcsin x$$

$$11. f'(x) = \left[(-2x)(\cos x) + (-x^2)(-\sin x) \right] + \\ \left[(2)(\sin x) + (2x)(\cos x) \right] + \left[2(-\sin x) \right] \\ = x^2 \sin x$$

$$12. f'(x) = e^x (\cos x + \sin x) + e^x (\sin x - \cos x) \\ = 2e^x \sin x$$

$$13. \cos 2x = 1 - 2\sin^2 x; \text{ thus } \sin^2 x = \frac{1 - \cos 2x}{2}$$

$$14. \cos 2x = 2\cos^2 x - 1; \text{ thus } \cos^2 x = \frac{1 + \cos 2x}{2}$$

$$15. \cos^4 x = (\cos^2 x)^2 = \left(\frac{1 + \cos 2x}{2} \right)^2$$

$$16. \sin u \cos v = \frac{\sin(u+v) + \sin(u-v)}{2} \Rightarrow \\ \sin 3x \cos 4x = \frac{\sin(7x) + \sin(-x)}{2} = \frac{\sin 7x - \sin x}{2}$$

$$17. \cos u \cos v = \frac{\cos(u+v) + \cos(u-v)}{2} \Rightarrow \\ \cos 3x \cos 5x = \frac{\cos(8x) + \cos(-2x)}{2} \\ = \frac{\cos 8x + \cos 2x}{2}$$

$$18. \sin u \sin v = \frac{\cos(u-v) - \cos(u+v)}{2} \Rightarrow \\ \sin 2x \sin 3x = \frac{\cos(-x) - \cos(5x)}{2} \\ = \frac{\cos x - \cos 5x}{2}$$

$$19. \sqrt{a^2 - (a \sin t)^2} = \sqrt{a^2(1 - \sin^2 t)} = \\ |a| \sqrt{\cos^2 t} = |a| \cos t$$

$$20. \sqrt{a^2 + (a \tan t)^2} = \sqrt{a^2(1 + \tan^2 t)} = \\ |a| \sqrt{\sec^2 t} = |a| \sec t$$

$$21. \sqrt{(a \sec t)^2 - a^2} = \sqrt{a^2(\sec^2 t - 1)} = \\ |a| \sqrt{\tan^2 t} = |a| |\tan t|$$

$$22. \int_0^a e^{-x} dx = \frac{1}{2} \Rightarrow \left[-e^{-x} \right]_0^a = \frac{1}{2} \Rightarrow \\ \left[-e^{-a} + 1 \right] = \frac{1}{2} \Rightarrow \frac{1}{e^a} = \frac{1}{2} \Rightarrow \\ e^a = 2 \Rightarrow a = \ln 2$$

$$23. \frac{1}{1-x} - \frac{1}{x} = \frac{x - (1-x)}{(1-x)x} = \frac{2x-1}{x(1-x)}$$

$$24. \frac{7}{5(x+2)} + \frac{8}{5(x-3)} = \frac{7(x-3) + 8(x+2)}{5(x+2)(x-3)} = \\ \frac{15x-5}{5(x+2)(x-3)} = \frac{5(3x-1)}{5(x+2)(x-3)} = \\ \frac{(3x-1)}{(x+2)(x-3)}$$

$$25. -\frac{1}{x} - \frac{1}{2(x+1)} + \frac{3}{2(x-3)} \\ = \frac{-2(x+1)(x-3) - x(x-3) + 3x(x+1)}{2x(x+1)(x-3)} \\ = \frac{-2(x^2 - 2x - 3) - (x^2 - 3x) + (3x^2 + 3x)}{2x(x+1)(x-3)} \\ = \frac{10x+6}{2x(x+1)(x-3)} = \frac{2(5x+3)}{2x(x+1)(x-3)} = \\ \frac{(5x+3)}{x(x+1)(x-3)}$$

$$26. \frac{1}{y} + \frac{1}{2000-y} = \frac{(2000-y) + y}{y(2000-y)} = \frac{2000}{y(2000-y)}$$